

First Edition

# *Maui Today*



*"Your Guide to the Islands"*  
*a Maui Travel Guide*

©2004 ParadiseMaui Publishing - All rights reserved.

# MAUI GUIDE

## **FROM THE EDITORS:**

## **FROM THE PUBLISHER:**

## **INTRODUCTION:**

[Welcome To Maui Today](#)

### **When Should We Visit?**

[Winter](#)

[Spring](#)

[Summer](#)

[Fall](#)

[Helpful Hints](#)

[Mandatory Reading List](#)

## **ACCOMODATIONS:**

### **Where Should We Stay?**

[Northside](#)

[Southside](#)

[Upcountry](#)

[Eastside](#)

[Central](#)

[Westside](#)

[What Type Of  
Accommodation?](#)

## **NIGHT LIFE:**

## **WALK ON THE WILD SIDE:**

[Surf Naked](#)

[Toy Shops For Grown-Ups](#)

[Hot Girls Live!](#)

## **GENERAL INFOMATION:**

[Slow Down This Ain't The  
Mainland](#)

[The Kama'aina Discount](#)

[Jaws and Other Things That  
Bite](#)

## **SIGHTS AND ACTIVITIES:**

[Fresh Off The "Boat"](#)

[Beach Guide](#)

[Experience True "Aloha"](#)

[Road To Hana](#)

[Lahaina](#)

[Iao Valley](#)

[West Maui](#)

[Watch The Whales](#)

[Snorkeling](#)

[Haleakala Sunrise](#)

[Get High](#)

[See The Fish](#)

[Catch A Round Of Golf](#)

[Lava Looking](#)

[Wild Rides](#)

[See The Valley](#)

[Taste Some Fresh Pineapple](#)

[Check Out The Lavender](#)

[Garden](#)

[Hiking](#)

[Luau's](#)

[Shopping](#)

## **RESTAURANTS:**

[Dining Out](#)

[Hawaiian Seafood](#)

### **West Maui Restaurants:**

[Moderate - Expensive](#)

[Affordable - Moderate](#)

### **South Maui Restaurants:**

[Moderate - Expensive](#)

[Affordable - Moderate](#)

[North Shore/Upcountry](#)

[Restaurants](#)

[Central Maui & Maalaea](#)

[Restaurants](#)

[Pizza Places](#)

[Sunday Brunch](#)

[Daily Buffet Breakfasts](#)

## **MAP OF MAUI:**

[From The Airport](#)

[To Haleakala Crater](#)

[To Hana](#)

[To Iao Valley](#)

[To Makena Beach](#)

[To La Perouse Bay](#)

[To Honolua Bay](#)

## **SNORKELING:**

### **Maui Snorkeling Basics**

[Gear Up!](#)

[Danger In The Deep](#)

### **Maui Snorkeling Picks**

[West Maui](#)

[South Maui](#)

[Molokini Crater](#)

## **GOLF:**

[Introduction](#)

[Feelin' Hot, Hot, Hot...](#)

[She Made Me Leave My Clubs](#)

[At Home](#)

[So Many Courses, So Little](#)

[Time](#)

[The Early Bird Gets The Worm](#)

[Golfers Are Snooty](#)

## From The Editors



From the Editors:

Aloha and thanks so much for dropping into the Maui Guide! If what you are looking for is an honest, entertaining, informative “secret map” to the ins and outs, dos and don'ts of the “Valley Isle” you've come to the right place.

Your Maui adventure can really be as enchanting, stimulating, and rewarding as you imagine it to be...the key is to be well informed and well, realistic about the whole thing. For example, there are times when we get island-wide rain...for weeks at a time. The truth is, you could pull the “I vacationed in Maui and it poured the whole time” card—so what do you do with it? Does it mean your hard earned and intricately planned vacation is a flop? Of course not! There are hundreds of less-than-tropical-fantasy activities and sights to see on Maui , and if you know what to look for and where to explore (usually from someone that has lived here for a considerable amount of time) you will be able to remember your vacation as unique and exciting no matter what the circumstance.

On a basic note, we realize that everyone is different out there, and while some people desire the “Resort Package trip” to Maui (you know...sunburns, snorkeling, umbrella drinks, sunsets and whale watches) others are looking for a more “Explore the Beach, and Jungle, and Mountains all while wearing the same pair of Birkenstocks” deal...while some people just want to golf (who cares where you stay, right, as long as it's putting distance from a great course).

The Editors here at the Guide are determined to provide you with the most honest, complete, and (we hope, we hope) entertaining “map” to Maui that you'll ever stumble across.

We want to cover all of your bases, and this is why the Maui Guide is a collaboration of forces. We didn't want to leave anyone out or force feed you with only one set of opinions.

Here's a little bit about us...

**Klaus Bandisch** is the publisher behind ParadiseMaui.com—possibly the top “destination Maui ” site on the internet. Through the site, Klaus has become a Maui expert by researching literally thousands of questions that people from around the world have sent him about Maui . He incorporated a ton of this info into the guide. By living here, working here and playing here, Klaus is an invaluable recourse.

**Jon Blum** has traveled to Maui over twenty times so he really knows Maui from a visitor's stand point. He's also the originator of the Guide. It's truly through his hard work and determination that the Maui Guide got such a solid foundation to build on. If you have questions about Maui sightseeing, choosing a restaurant, finding the right hotel or condo without getting ripped off, selecting boat excursions or land tours, and the best time of year to travel, Jon's got the word. You can find a link to Jon's website on our preferred vendors page (all material copyright 2004 by Jon Blum, [www.mauihawaii.org](http://www.mauihawaii.org))

I, **Starr Tendo** , was born right here in Wailuku, Maui and raised on the slopes of Haleakala. As a feature writer and reporter for the Maui Weekly, I have had my finger on the pulse of the island for a long time. Hey, I'll be honest with you...I might not know when it's most economical to fly here, but I can sure let you into a few things that you would never find out from your hotel concierge.

Check back with us from time to time. The guide is growing and developing. We are constantly working! Updates happen monthly, weekly, hourly! As soon as we discover something that can be of service to you, the traveler, we post it.

We'd love to hear from you guys and get in on your Maui travels. Also, if you have any specific questions, please feel free to contact us at [editorsdesk@mauiqueen.com](mailto:editorsdesk@mauiqueen.com) .

So, whether you've been day dreaming about sipping Mai tai's with the reflection of a resort pool flickering off of your shades, or lacing up those hiking boots and trekking through the Haleakala Crater—sit back, relax and browse the Guide—the most comprehensive Maui guide on the planet.

See you around.

Sincerely,

The Editors.

## From The Publisher

Aloha friends and travelers,

Whenever I find myself traveling, whether excited about experiencing new cultures and locations, or badly in need of some rest and relaxation, I usually try and connect with someone from that area beforehand. A couple well placed words of advice can make the difference in a trip where you might be overwhelmed by choices, new experiences and options. A friendly local with some good advice or directions can have a positive effect on a vacation, and it's this type of "travel karma" that we are attempting to re-create here.



It is our sincere hope that the views, insight and information contained on this website may be of service to you. An informed decision is a valuable one. However, as with any information or advice or media; make up your *own* mind based upon your experiences.

A few select pointers that might be of service are to do a little homework and research, and pre-book your activities before going on vacation. Not only does it save valuable "Maui Time" but it might save you from booking with the timeshare-booking agents that will sell you just about anything to get you to attend a high-pressure sales presentation. Do you have time (or the stomach) for this?? As you walk up and down Front Street, or South Kihei Road, notice how many friendly sales agents offer you 'free tourist information', specials on activities, or just a chance to pet their cute little pet pig. The magic words to keep the salespeople off your back is: "Thanks, we're leaving tomorrow to go home". Game over.

When you're doing your online research, be leery of "honesty themed" websites that are funneling prospective clients in only one or two businesses. Fair, unbiased websites should leave the decision process to you.

In the wedding department, I would also advise against the recommendations of the Maui Wedding Association and their advice. Your wedding is a precious moment, and many of the individuals that the MWA recommend are not credible or professional. The MWA makes no guarantees about the individuals it recommends, so why would you?

One last online tip: when doing your Google searches for Maui weddings or activities, take note of the companies that make the "Top 10". These are the 'cream of the crop' organizations that got to their high ranking through hard work and generating a lot of genuine interest; unlike the "paid for" listings (on the right hand side of the page). Any company with an advertising budget can buy a listing, but shouldn't they be spending that money on the upkeep of their condos??

In conclusion, I'd just like to say thanks for taking the time and energy to not only educate yourself on the best vacation, but to keep the information and ideas flowing, from whatever part of the world you're in. Drop us a line and keep the "travel karma" going!

*Aloha,*

*Mr. K*

# Introduction

---



[Welcome To Maui Today](#)

[When Should We Visit?](#)

[Winter](#)

[Spring](#)

[Summer](#)

[Fall](#)

[Helpful Hints](#)

[Mandatory Reading List](#)

---

## ■ WELCOME TO MAUI TODAY:

Maui is to travel destination as to Cristal is to champagne, as to the Beatles are to Rock and Roll, as to Shakespeare is to literature—unsurpassed. In a phrase, Maui is No Ka Oi...the best.

Maui is an island for lovers, for loners, for families, for those that are celebrating, for those that are grieving. Maui is an island to escape to, a place to become nameless...It is a place to become a name.

Maui is the Planet's surviving Eden. Whatever it is that you need or desire, it can provide. But like Eden, there are "snakes" in the grass and tempting fruits (and rocks, for that matter) that you shouldn't go plucking from their native soil. This is where Maui Today comes in.

We hope to answer every question that you could possibly have about vacationing with us. Take your time... browse the guide and if you like what you see, download it and print it. Keep it with you on your trip and let it lead you toward whatever it is that your heart is seeking.

[Back To Top](#)

## ■ WHEN SHOULD WE VISIT?:

When to become one of the 1.5 million people that make their way to Maui each year (Maui County, which includes the islands of Molokai and Lanai gets close to 2.5 million visitors a year) depends first on your schedule and secondly on your preference to weather, crowds and available activities. Naturally, we'll take you in year round, but we want your experience to be custom fit to your interests and desires.

Here's a typical Maui year:

### **Winter—December through March**

Average winter temperatures fluctuate between the mid sixties (night) and low eighties (day). This is variable, depending on which part of the island you'll be staying on. Over all, during the wintertime each part of the island will experience some rain.

Expect areas toward Haleakala to be chilly at night. Naturally the higher up in elevation you go, the colder it's going to get. Some years it snows on the summit of Haleakala...a freak event that sends us locals into a frenzy. We all call in sick, keep the kids home from school, fill thermoses full of coffee and hot-chocolate, put on a couple pairs of jeans, three layers of long sleeve shirts (no one sells long underwear here) and head up the hill. If it happens to snow while you're here, take the drive to the summit...it's a long trip and to you the amount of snow might be considered pathetic; but it's a rare and beautiful sight that you'll kick yourself for missing.

Winter provides some of the best North Shore (Paia side) swells of the year. This is awesome news for surfers, but not so great for toddlers. Beaches on the Southside of the island remain relatively calm during this time of year. The average water temperature December-March is about seventy-five degrees.

Winter is whale season. According to Missy Spratt of the Pacific Whale Foundation, whale watches are conducted December through May, but the peak of the season hits in the months of February and March.

The week after Christmas we tend to have a big surge of tourists coming into the island. I guess, like our friends the whales you have some free time to come and escape the "real" cold. There tends to be a lot of families who bring the kids over for the tail end of Christmas break.

Crowds can mean that certain activities may be challenging to book due to space limitations and small Bed and Breakfast's and vacation rentals may be full...If you plan on scheduling your vacation during the winter, book your activities and accommodations well in advance.

On a positive note, the winter crowds can be an exciting and enlightening experience for the social butterfly. You will be sure to meet fellow travelers from around the world. The more the merrier, right?

Here's a list of some annual winter events to consider:

HI-tech, Ezekiel, Lopez Surf bash

Mercedes Championship

Hula Bowl Maui

Chinese New Year and Lion Dance

Whale Fest Celebration

For more information on each of these events, please do a search on MauiQueen.com

[Back To Top](#)

## **Spring—March through June**

Average spring temperatures fluctuate between the high sixties (night) to the mid eighties (day). The beginning of spring tends to bring a lot of rain to Upcountry and East Maui. Spring rain may dampen the sun-worshippers spirit; but it always lightens up by mid-May and leaves the island glistening and green. It's a favorite time for many residents because it's "not too hot, not too cold, but just right".

While our winters may not be harsh enough for us to really appreciate spring like many people on the "mainland" do, we still see it as a time of renewal and beauty. Things that are exclusive to the months of spring are the blooming of the jacaranda trees and mango and guava season. Yeah, yeah...doesn't sound like much but trust us, you'd really be disappointed to come to Maui and have no ripe local mangos to eat, now wouldn't you? In fact, mango-season is kind of a joke to the locals...it's like all year they are expensive and hard to come by and then all of a sudden neighbors are giving each other pounds of the fruit every other day...Grandma's make loaf after loaf of mango bread, the kids get sticky eating it straight off of the seed, we put it in chutneys, desserts...anything to get rid of the stuff, only to crave it in the months to come.

If I were vacationing here and got my hands on some mangos I'd stick them in the blender with some vanilla ice cream and vodka and kick back on the lanai (porch) at sunset...just a suggestion.

Maui is a hot Spring Break choice for college kids who know how to have a good time in the sand and surf rather than those craving a wild "party-scene". We have very little nightlife here compared to Oahu.

There are usually good travel packages available for springtime travel to Maui. The first few months tend to be pretty mellow in terms of tourists, so there's a good chance that you can save a bunch of money on airfare and hotel packages just by picking spring as the time to do your Maui thing.

Here's a list of some annual spring events to consider:

- Haiku Ho'olaulea and Flower Festival
- Ulupalakua Thing
- East Maui Taro Festival
- May Day Celebrations
- International Festival of Canoes
- Wailea Open Tennis Championship

For more information on each of these events, please do a search on MauiQueen.com

[Back To Top](#)

## **Summer—June through September**

Average summer temperatures fluctuate between the low seventies (night) and the high eighties (day). The weather is generally that of a daydream. Hot, sunny and dry. What can I say? If you come during the summer pack a lot of sunscreen, shorts and tank tops because you're going to tan your little heart out.

Beaches will be crowded with locals. Kihei, Wailea and Makena beaches tend to get really packed during the summertime because it's the time of the...drum roll please...Southside swell. If you're vacationing with little ones during the summer and the waves are freaky-huge try driving out to the North Shore (Paia and Sprecklesville) where things should be a lot calmer.



School's out pretty much island-wide (with the exception of a few year-round programs) so expect a lot of kids and young adults everywhere you go. This can be fun at the beach park for your kids, but it may not be so appealing for those seeking peace and quiet or privacy.

The ocean water is warm all the time here, but more so in the summer...around eighty degrees. This is good news for those of you who want to do a little night swimming. Of course, entering the ocean at night it dangerous, but in the summertime the temptation is just too strong to resist—clear black sky filled with stars, bathtub-like water...use your imagination.

Here's a list of some annual summer events to consider:

Maui International Film Festival  
King Kamehameha Day Parade and Ho'olaulea  
Maui Film Festival  
Upcountry Fair  
King Trail Triathlon  
Just Desserts  
4th of July Makawao Parade and Rodeo  
Kapalua Wine and Food Festival

For more information on each of these events, please do a search on MauiQueen.com.

[Back To Top](#)

## **Fall—September through December**

Average fall temperatures fluctuate between the high sixties (night) to the mid eighties (day). The weather is generally good, although fall can be one of the muggiest times of year with high humidity levels and some rain.

The leaves on our trees don't change color here, although the beautiful purple blossoms of the jacaranda trees do begin to fall onto the ground below, leaving the trees naked for the rest of the season and all of winter.

The biggest fall draw of the island is Halloween on Front Street in Lahaina. Halloween is a huge event down in Lahaina...the street is closed and people get wild and crazy in costume. It's quite an experience. If you're into the outrageous, and are into partying with thousands in Paradise, book your flight for October. It's the closest thing to "Girls Gone Wild" that you'll find this side of the West Coast. It's the "Mardi Gras of the Pacific".

School's back in session during the fall...this may be a good thing for those leaving an empty nest, but not so great for those of you with peeps...because they are, uh, in school.

Over all, fall is a pleasant (yet sometimes sticky) time of year to come to Maui. Some of the year's most exciting events take place during this season.

Here's a list of some annual summer events to consider:

Kapalua Open Tennis Tournament  
A Taste of Lahaina and the Best of Island Music

Hana Relays  
Maui Marathon  
Maui County Fair  
XTERRA World Championship  
Halloween in Lahaina  
Hula O Na Keiki Festival

For more information on each of these events, please do a search on MauiQueen.com

[Back To Top](#)

## ■ **HELPFUL HINTS FOR PLANNING YOUR TRIP:**

There are basically two options for booking your Maui vacation: going through a travel agency or doing it yourself online.

Booking your flight and stay online is rising in popularity. You have the freedom to really explore your options and shop around for different rates. Many people prefer this method because you have a total sense of control over the whole thing and online reservations are open 24/7. The downside is that it can be a time consuming experience.

With a travel agency you have the ease of stating what you want, and when you want it and they do the research for you. It's also your only real option if you don't use credit cards. Not to mention, if something goes wrong, you have a real-life middle man to help solve the problem. The downside is that you might always wonder if you really are getting the best deal, and sometimes even travel agents need to close shop and sleep.

[Back To Top](#)

## ■ **MANDATORY READING LIST:**

There are a lot of interesting and informative books that have been written about Maui. Below are some good ones that you might want to look into. All are available on amazon.com or can be ordered through your local bookstore. You may want to pick them up before you arrive, you know, to get all excited about your pending trip...as if you weren't already...

Maui Revealed: The Ultimate Guidebook  
By: Andrew Doughty and Harriett Friedman

Explore Maui: An Independent Traveler's Guide  
By: Blair Pruitt

Maui Remembers: A Local History  
By: Gail Bartholomew

Hawaii's Best Spooky Tales: True Local Spine Tinglers  
By: Rick Carroll

Obake: Ghost Stories in Hawaii  
By: Glen Grant

Obake Files: Ghostly Encounters in Supernatural Hawaii  
By: Glen Grant

[Back To Top](#)

# Accommodations

---



## Where Should We Stay?

[Northside](#)

[Southside](#)

[Upcountry](#)

[Eastside](#)

[Central](#)

[Westside](#)

[What Type Of Accommodation?](#)

---

## ■ WHERE SHOULD WE STAY:

Maui contains about 728 square miles of land. So now that you've decided that you're definitely on your way to the island, the next step is to figure out what piece of that land you'll be copping a squat on during your stay.

The island is broken down into six different localities: North, South, East, West, Central and Upcountry. Do to factors like trade winds, mountain ranges and varying levels of elevation you will find many different types of climates on this little lava rock that we call Paradise. Like everything, each section has its pro's and con's.

Here's the run down...

**Northside:** Paia Town, the surfing, kite surfing and windsurfing hotspot of the universe is located on Maui's North Shore. Paia sits right at sea level so it tends to get hot...but that's what you're looking for, right? The weather is generally dynamite...lots of sun, nice trade winds, and the beach is so close to the town's main strip that when you're walking the street you can sometimes hear the waves crashing and feel the light spray of the sea.

Shacking up in Paia is for the adventurous "I love the feeling of sand between my toes, and salt on my skin... all day long" kind of person. You also have to be pretty open minded to appreciate all that Paia has to offer... Paia is not for the faint of heart or those that are easily offended. Out of all of the spots on the island, Paia is truly a melting pot of different cultures. Modern day hippies with designer patchwork pants, old time hippies

wearing tie die clothes that you would swear haven't seen a washing machine since the early seventies, tattoo artists dripping with body jewelry, tan locals hitching a ride with a soda in one hand and a boogie-board in the other, golden Europeans sipping lattes, tourists from all over the world enjoying the hustle and the bustle... you name it, Paia's got it.

So if you're one that likes to explore and take in the true modern culture of another place, loves the beach, likes feeling sticky and salty twenty-four hours a day, has a serious caffeine addiction (i.e. coffee available around every turn...but no Starbucks), is attracted to hip and novel shopping experiences, and/or enjoys walking around town half-naked (or watching the people who do) Paia is the place for you.

What you will not find is a luxury resort or a soul that gives a hoot that your khaki's are now covered in "red dirt" (from the near by cane fields) stains. But you will find several great bed and breakfasts that will take great care of you and ensure that you've got great beach access and don't miss a second of the fun that this individualistic town has to offer. For North Side accommodation suggestions see our Recommendation List.

### [Back To Top](#)

**Southside:** Kihei, Wailea and Makena...Some of Maui's preferred vacation nooks are located on the south side of the island. Kihei, Wailea and Makena are the spots of the island that you will usually see advertised as "Maui". Beachside condos, tourist traps, luxury resorts and spas, "shave ice", open air markets, umbrella drinks, suntans to kill for, sunburns to die from, bikinis, roller-bladers on side walks. Kihei is reminiscent of a clean Southern California boardwalk. Wailea is 100% luxury. Makena is old Hawaii meets a million dollars. If they were sisters, Kihei would be the Party Girl. Wailea the Aristocrat, and Makena the Earth Mama in Prada.

The weather is dry out in Kihei, perfect for slathering on tanning oil and sizzling away till your heart's content at one of the awesome, family friendly beach parks. The beaches in Kihei are filled with locals and visitors year round. You will not find privacy on the sands of Kihei, but you will find great weather, generally low wind and nice swimming conditions, and lots and lots of people watching.

The main type of accommodation in Kihei is the condo rental. You can find anything from super-budget to high-class. Most are located just a hop skip and a jump from the beach and are close to fun activities and nightlife. For Kihei accommodation suggestions see our Recommendation List.

As you head out further south toward Wailea you'll notice a climate change...the grounds get lush, there's a lot more shade, and the breeze is definitely cooler. We locals can't quite decide if it's because of the mountains back-dropping Wailea or just great planning skills by developers. I guess it doesn't really matter, because whatever it is, it works. Wailea is the type of place that makes you say, "Ah, luxurious". It's also the type of place that will bleed the money out of your wallet before you even know your cut. But if your budget allows it, please take our word for it...if you want to feed your island fantasy, Wailea is the place you've got to be.

Wailea is the home of the luxury resort, luxury dining, luxury shopping, luxury lounging, luxury golf, luxury beach...get the picture? What you won't find in Wailea is a ton of locals (unless we're working at the resorts)... the truth is that Wailea is just really expensive and most local people can't afford to live or play there. But it is beautiful, and when we do get out there it's usually to play tourist just like you. For Wailea accommodation suggestions see our Recommendation List.

Even further South from Wailea is Makena...a beautiful, almost "off the beaten path" kind of place. Oneloa Beach (Big Beach) is arguably one of the best beaches in the world. The beach is huge (3,000 feet long), with three entrances and paved parking areas. Parking can be hard to come by, but the frustration is worth it. The parking lots may seem packed, but I promise that you'll be able to find your own little section of nautical

heaven on the beach. Makena Beach is cozy, grand, romantic and basically a bunch of fun. Back in the late sixties and seventies hundreds of transients set up camp on the beach and called it home. When you dig your toes into the sand, you'll know why...you'll want to live there too.

Makena has a "shore break" meaning that the waves break right on shore. This means that ocean fun should consist of frolicking around in the waves, body boarding, skim boarding and body surfing...it's not a place to surf...don't do it. I once saw some poor people attempting to long-board there and it wasn't a pretty picture. Most of all, it was very dangerous. Remember, if you're going to Makena bring fins, not a surfboard. Consider yourself warned. (There are a few sections of Makena that are okay for surfing, but only for people who know the waters extremely well)

As a note, head out to Makena beach first thing in the morning. On a typical day the clouds begin to roll in at around three in the afternoon.

Makena is basically the beach; an island get away at it's finest. You can find a vacation rental in Makena, usually with a hefty price tag and a high minimum stay. The greatest thing about Makena is that you have the feeling of seclusion while being just minutes away to the "more happening" Kihei and Wailea. For Makena accommodation suggestions see our Recommendation List.

[Back To Top](#)

**Upcountry:** Upcountry, Maui is my favorite place on the island. Nestled on the slopes of Haleakala, it is truly a section of the island that offers tranquility, inspiration and healing. Because of its elevation level, the climate Upcountry tends to be very different from the rest of the island—cool breeze and lots of eucalyptus, pine and jacaranda trees. The air is different here up on the mountain—cleaner, fresher, thinner. There are often refreshing daily showers that bathe the abundant pastureland until it shimmers. Upcountry is a place to escape to, a place to listen to your heart.

Makawao Town is the center of it all. In fact, local residents have dubbed it "The heart of the Planet"—the place where all good energy circulates. It can be a fantastic spot to vacation. It's conveniently located just fifteen minutes from the airport, fifteen minutes from the beach, and only about thirty-five minutes from the resort areas of the Southside. The perk is that while you're close to everything, you'll still feel like you're a million miles away.

Makawao Town has a handful of high-end boutiques, salons, natural health practitioners, a general store, bakery, and even a medicinal herb shoppe. Think: the Beverly Hillbillies find Buddhism...

If you want magic, in the figurative and literal sense, body and soul conscience Makawao is the place to be. Common sights are cows (named "happy cows" by the local dairy), quaint, old buildings erected in the days of the Paniolo (Hawaiian cowboy), locals horseback riding down the road, kids of all backgrounds and ages cruising the sidewalks, old guys playing chess, a musician on the corner strumming on his guitar...

Makawao is special; eclectic like Paia but more refined. The people are friendly and will chat your ear off for hours if provoked.

You won't find a real fancy place to stay here, but there are a lot of clean, comfortable, historic bed and breakfast's that are run by some of the most dedicated and knowledgeable hosts on the island.

If you're a reader, writer, artist or hopeless romantic you've got to stay in Makawao. For Makawao accommodation suggestions see our Recommendation List.

As you head further up the hill toward the summit of Haleakala you'll reach Kula. Kula is a very quiet, minimally developed (besides local residence) area of the island.

Kula is the crème of the crop. The Realtors are always saying, "location, location, location". You've heard it, haven't you? Well, Kula's high elevation, and low rolling hills provide the best, and I mean the best views of the island. On a clear day you can see all of Central Maui, North Maui and South Maui, Molokini Crater along with the island of Lanai, Kaho'olawe and sometimes Molokai—beautiful in the day, stunning at night. It's also a fantastic place for stargazing.

The problem being that if you've come to escape the cold, Kula may not be your first choice. Most of the time you'll need a space heater or fireplace (yes, year round) to be comfortable at night. If you like getting bundled and cozy to sleep, rest assured that by mid morning the temperature will be comfortable and by mid afternoon it'll be blazing hot.

There are no hotels, but there are a few lodges that overflow with 100% country elegance. Staying up in Kula is like time traveling to a simpler place in history long forgotten. For Kula accommodation suggestions see our Recommendation List.

[Back To Top](#)

**Eastside:** Welcome to the jungle! East Maui weather tends to be muggy, damp and intensely tropical...in the best possible way.

In East Maui you'll run into some of the island's most memorable sights: vibrant double rainbows, powerful waterfalls, and thick trails filled with rustling bamboo and trees heavy with succulent island fruit like guavas, rose apples, and papayas. Things grow wild and strong here.

Unfortunately, pests like mosquitoes and rodents are hip on the East Maui scene as well. So, if you squeal like a pig at the sight of a rat or break out into hives with every mosquitoes bite, you might want to reconsider adopting East Maui as your home away from home.

The weather is warm, the air is thick, and the ground is damp—kind of like one big greenhouse. East Maui is Maui in its most raw form. You'll find flower farmers, fruit stands and barefoot kids engaged in rotten guava fights (serious business to an eight year old) around every bend.

The land becomes more and more secluded and pure the closer you get to Hana from the "more or less" domesticated East Maui town of Haiku. There are no hotels outside of the high-class Hotel Hana, but you'll find a lot of bed and breakfasts and vacation rentals.

Travelers beware....East Maui has a tendency toward pulling the "Lord of Flies" spirit out of people. You just may find your savage self and never want to come back to modern day life.

The only downfall that East Maui has is that you are so far away from everything else. It's a great place to spend a few days of your vacation but as far as staying anywhere East of Haiku, don't plan on it for the entirety of your stay. You don't want to spend a third of your hard earned vacation cooped up getting motion sick from winding roads in your rental car... For East Maui accommodation suggestions see our Recommendation List.

## [Back To Top](#)

**Central:** Central Maui—Kahului, Wailuku and Ma'alaea, is located on the isthmus between East and West Maui. Kahului and Ma'alaea are located at sea level. This means hot, dry weather that is similar to Kihei. Wailuku has a slightly higher elevation (331 feet) and is a lot cooler and cloudier than the rest of Central Maui.

The good thing about lodging down centrally is that you're pretty close to just about everything. The bad thing about it is that you're going to be submersing yourself into an area of the island that doesn't take much time to cater to tourists. With the exception of Ma'alaea, Central Maui is not a vacation section of the island, it's more of a real-life, going to work kind of place...and that's what you're trying to escape, right?

Ma'alaea would be your best choice...the closest thing to a resort town that you'll find down here. Down by Ma'alaea Bay, there are nice views of the ocean, Haleakala and the West Maui Mountains. Over the past decade, Ma'alaea has gone from sleepy little community with a few condos, and a couple of restaurants to quite a happening little spot...shopping, activities and the famous Maui Ocean Center.

For Ma'alaea accommodation suggestions see our Recommendation List.

Second choice when it comes to staying in Central Maui would be Wailuku. Wailuku is a town that is rich with history. It's a town that even with all of its recent development has remained quite the same...old plantation houses, old theatre buildings, the Bailey House museum (preserved missionary house) old, old, old... Wailuku is filled with local people and it is where the County Building, Maui Community Correctional Center, and State Building are located.

The pros for staying in Wailuku are for its quirky, local-style, and no BS type of atmosphere. The cons are the same as the above. Also, there are certain nooks and crannies of Wailuku that you just really don't want to find yourself lost in. Some locals, especially those that feel slighted by "foreigners" would not take it lightly if they feel that their personal space is being trampled on. As a side note, what they deem their "personal space" can vary daily, so tread softly.

Wailuku has some comfortable and clean places to stay—no resorts or hotels. Do your research and ask a lot of questions. Remember that while most places in Wailuku are relatively affordable, if the price sounds too good to be true it probably is. You get what you pay for. For Wailuku accommodation suggestions see our Recommendation List.

Kahului is not the Hawaii that you see advertised, and it is not the Maui that you dream of at night. It's functional and practical. There is nothing luxurious about it. Now, don't get me wrong...there are lots of things to do in Kahului—movies, shopping, eating...but there's no added flare. There is a strip of little hotels that offer an okay night's stay, but with all of the other great places to be on the island, why stay in a motel on the side of one of Maui's most congested roads? Also, these motels may advertise that they are "beach front" but in reality they are "harbor" front. The harbor is not the cleanest place in the world and these motels are local icons for a random night's stay of partying and (dare I mention it?) "affairs". Trust me on this one...harsh as it may sound, it's the truth. Ask any local if they've ever stayed at one of these places and if you get a nod, you'll also get a telltale grin. If you're dead set on it, check our Recommendation List for Kahului hotels.

## [Back To Top](#)

**Westside:** The west side of the island—Lahaina, Ka'anapali, Honokowai, Kahana, Napili, and Kapalua, is a popular and fantastic place to stay on Maui. When the weather on the rest of the island is less than optimal, the west side usually holds up its end of the "I came to Maui for some sunshine" bargain.



The beaches are clean, the shopping is fun, the people are friendly, the lodgings are high-class and the history is rich. What more can you ask for? How about access to just about every activity there is—from horse back riding to sunset and cocktail sails? How about good music and fun bars? How about world-renowned shows? A round of some of the snazziest golf on the planet, anyone? You name it...the Westside has got it.

Lahaina is an old whaling town and used to be the capitol of Hawaii back in the day (until 1840 when King Kamehameha moved the capitol to Honolulu). The beaches are popular with the local's...consistent waves and good swimming. Lahaina is hot, dry and dusty. It's a great place to eat shaved ice and wander around on a lazy day.

There is so much to do in Lahaina, and you can find most of these things on Front Street. Front Street goes on for a few blocks and is filled with shops and restaurants that cater to tourists...mostly tourists with money. It's a fun place to shop and mingle, with beautiful people (and even parrots) lining the sides of the road.

There are a lot of nice places to stay at in Lahaina, from the moderately priced condo to an old time luxury inn; you'll have no problem finding somewhere that meets your needs.

As you drive further west from Lahaina the next spot that you'll hit is Ka'anapali. Ka'anapali is translated "rolling cliffs" and while it is hot and dry like Lahaina, there is more foliage and therefore tends to be a little bit (teensy bit) cooler.

Ka'anapali has some of the most pristine swimming and snorkeling spots on the island. Shopping is fun, and the restaurants are reputable. Prices out in Ka'anapali tend to be comparable to Lahaina, meaning a little more than most of the island, a little less than Kapalua.

There are no shortages of hotels and condos to choose from in Ka'anapali...most are pricey, but all are worth the stay. For Lahaina and Ka'anapali accommodation suggestions see our Recommendation List.

Honokowai and Napili have been called the "Kihei" of West Maui. This is due to the towns' high condo content. Both tend to be more affordable than the other places in West Maui (but still not budget). There's not too much in the ways of shopping, but this can be a good thing if you want some peace and quiet while still being a hop real close to the hustle and bustle of Lahaina.

Honokowai has a beach with tide pools that is ideal for little kids, and Napili has a few really beautiful beaches that are ideal for swimming and snorkeling.

There are tons and tons of condos in this area and a few nice hotels that are generally low-key and laid back while still providing quality accommodations for travelers. For Honokowai and Napili accommodation suggestions see our Recommendation List.

Kapalua is first class, high class, and popular with the celebrities and golfers. Kapalua is home to some of the most prestigious golf courses and resorts on the island. Kapalua tends to be cooler and definitely lusher than the other areas of the Westside. Locals think that it has a climate that is closer to Upcountry than West Maui.

Kapalua looks like money and have no doubt that it's going to take a lot of the green-stuff to stay out here. It's worth it. Kapalua is like south Maui's Wailea. It took a heck of a lot of money to plan and build, even more to maintain it, and has a fancy reputation to uphold, so expect to financially contribute to its beautification.

Restaurants? Only the best. Cuisine from around the world. There is no doubt that even the pickiest food critic

in the world would never utter a negative word about the menus offered in this resort town.

Beaches? Oh yeah, don't worry about the beaches. They are well behaved, not over crowded and clean. There's nothing more to say besides the fact that Kapalua is Maui at its finest.

To feel like a million bucks and/or to blow a million bucks stay in Kapalua. It's like being royalty, and we all deserve that once in a while. For Kapalua accommodation suggestions see our Recommendation List.

I see only two problems with staying out on the Westside. The first problem is that there is no hospital out there. I know it's not something that you want to think about on your vacation, but believe me; it's going to be a huge deal to you if you find yourself or a loved one in a medical emergency during your stay. The second problem is that if there is a car accident on the Pali (the main way to the West Side) and the road is shut down you can be stuck in traffic with no way out for hours. Literally, hours...like a very long and frustrating time. It's gotten so bad in the past that people turned off their engines and started tailgating with fellow would-be-drivers...no joke. Now put the hospital and the traffic problem together and you have a super bad situation. Although unlikely, it is something to be aware of.

[Back To Top](#)

## ■ WHAT TYPE OF ACCOMMODATION :

Your next big decision is what type of accommodation will work best for you. Maui offers five basic types: resorts, hotels, bed and breakfasts, condos and vacation rentals.

If you've already decided what area of the island you'll be staying in, you've already narrowed down your search. Some parts of the island are equipped with only a handful of accommodation options. On the other hand, if you are like most people and are choosing to land yourself on the south or west side of the island you have many different options to choose from.

Here's what the different types of accommodations have to offer:

**Resorts:** What's not to say about a resort? You have full room service, spa access, ambiance, security, gorgeously designed grounds, fine dining and shopping, location and luxury all at your fingertips. This is it... this is heaven. The downside? It's going to cost a lot of money. Not that you expected all this to come free... yeah, it is heaven, but on earth.

**Hotels:** Hotels offer some of the amenities of a resort. Most have limited room service, moderate security, a swimming pool etc. Hotels tend to be close to the activities and well enough kept to be comfortable. While they might not offer the glamour and glitz of a resort, they do try to maintain a certain level of luxury.

**Bed and Breakfast:** This is the forgotten jewel in the accommodation chain. Bed and Breakfasts are for people who want to feel at home while vacationing. Most are located in older, historically restored plantation homes. Hosts of B&B's are overly accommodating to guests (hey, you're their bread and butter) and usually have a genuine interest and knowledge of the island. If you want to experience the "real" Maui Bed and Breakfasts are the way to go.

Most are clean, comfortable and have kitchen access. The drawbacks are that the majorities do not have pools (there are a few that do) and security can be an issue. If you want a lot of bedroom privacy, don't count on the B&B to provide it, as you'll probably have "neighbors" across the hall.

Condos: Condos are scattered throughout the south and west sides of the island. There are a lot of options for you out there if you are a condo person. They offer a lot of space at a reasonable rate—great for families. They have pools, nice grounds, and are usually located on the beach or right across the street. No room service, but most condos have laundry facilities along with good stuff like microwaves and dishwashers in all of the units. It's a good option for people or families that are planning on spending a considerable amount of time on the island.

Vacation Rentals: Vacation rentals are houses or cottages that owners rent out for all or part of the year to visitors. They are usually well kept and are scattered in beautiful nooks and crannies all over the island.

Price range varies and so do the amenities. You can get anything from a huge stucco beach house in Makena to a little cottage surrounded by pineapple fields. Do your research. If you're interested, some people are into trading houses for the summer or winter—an interesting option if you own a rental in a good location.

[Back To Top](#)

## Night Life

---



---

### **NIGHT LIFE (WHEN THE REST OF MAUI GOES TO SLEEP):**

Maui goes to bed very early. After nine there just isn't much to do besides catch a late movie or head out for a few drinks.

Unlike Oahu, which has the tendency to rock all night long, we have only one club that is open until 4 in the morning, and then only on Fridays and Saturdays. The rest of them, even the best of them have last call at 1:30, and the lights come up by two.

So, if you're planning a night of alcoholic obliteration, don't wait until midnight to get started. And remember, on a week day, the only dancing until dawn that you'll be doing is next to the mini bar in your hotel room.

On Maui, we have a few different type of night life options: The sports bar, Korean bar, theme bar, independent night club, resort clubs and bars, and "you've entered the twilight zone" hole-in-the-wall little hovels (sometimes the most fun).

Each offers something different in the form of entertainment and ambiance. For recommendations please see our Tiny Bubbles section. Also, check back with [mauiqueen.com](http://mauiqueen.com) as we will soon be posting a weekly "night life" events guide.

# Walk On The Wild Side

---



[Surf Naked](#)

[Toy Shops For Grown-Ups](#)

[Hot Girls Live!](#)

---

Now, now, boys and girls...you aren't coming to Maui to be shy. Maui is a land of exotic fantasies and like Las Vegas, we know how to keep a secret.

Maui tends to be discreet when it comes to playful offerings for adventurous couples and singles. Well, here at Maui Today we're going to blow the lid off of some of the questions that you might have but are afraid to ask.

## ■ SURF NAKED:

Technically, by law, none of the beaches on Maui are "clothing optional". The reality behind it is that we do have a few secluded beaches that are definitely "designated" nude beaches.

The most popular spot to get naked and sandy is Little Beach out in Makena. It's separated from Big Beach (Oneloa) by the Pu'u Ola'i cinder cone...It's a short climb away from the popular (and bathing-suit necessary) Big Beach, but it completely hidden from view.

What you'll find out at Little Beach is a little cove with water that is clear and perfect for swimming and snorkeling...snorkeling at a nude beach is quite an experience...to say the least. A word to the wise would be to not try to attract more fish than necessary with breadcrumbs etc. The last thing you want is a bunch of little

Nemo's in a feeding frenzy around your naked body.

There are all kinds of people that enjoy the freedom of Little Beach. You'll meet CEO's unwinding, hippie-kids having "an experience, man", locals and regular old folk just plain sunbathing. Nothing too weird going on—everybody basically behaving themselves. It's a fun place to let your hair down...highly recommended.

The most amazing nude beach is in Hana. It's called Red Sand or "Kaihalulu" Beach. It's not that easy to locate and is even harder to hike down to, but boy is it worth it. It is by far my favorite beach on the island. You won't find any real "sand" here, just little, smooth reddish brown volcanic cinders that look exactly like Cocoa Pebble cereal. The little cove of a beach is back dropped by the cliffs of Ka'uiki Hill (also brownish red). When you're at Red Sand, you really feel like you are on a different planet. You will find complete seclusion from the rest of the world...the only thing in your field of vision will be the deep blue Hana sea. It is breathtaking.

Nudity here is so natural. There's no question about it. You get a feeling of being in tune with nature and the idea of a bathing suit kind of becomes ridiculous. It's hard to come back to reality from Red Sand. You'll find yourself refusing to put your clothes back on when you get to your condo...it brings out the lost innocence (or the naked three year old) in people.

For the locations of Little Beach and Red Sand please see our Off the Beaten Path section.

[Back To Top](#)

## ■ TOY SHOPS FOR GROWN-UPS:

Bored? Curious? In love with love? Why not, while you are far away from home, do a little experimenting with big girl and boy toys and games? C'mon...you know you want to.

Maui has a handful of adult novelty shops that are sure to equip you with fun stuff for hot nights and lazy days of passion. The nice thing is that Maui people (and businesses) are very down to earth and not very outwardly outrageous when it comes to exploring sensuality. This means that you won't find red flashing neon XXX's over shop doorways, which is a good thing if you're new to this stuff.

All of the adult novelty shops here on Maui are clean, comfortable and friendly. You can walk in with confidence that you will be respected and safe while doing your shopping. My favorite shop on the island is The Love Shack in Kihei. It's been around forever and a day and Lila, its owner, is an open, honest, and friendly Mauian. The Love Shack caters to everyone—from those who've got all of love's toppings, to those that just want a taste. Everyone is welcome, and anything goes.

Expect to find toys for him and her, him and him, her and her...him, him and her...if you can imagine it, one of the adult stores on Maui has got it. They also have a wide selection of books, magazines and VHS and DVDs.

[Back To Top](#)

## ■ HOT GIRLS LIVE!:

Okay, so we don't have any strip clubs. Nadda, not one. What we have here are "Korean Bars". This is kind of a touchy little subject, but definitely worth talking about. Here we go...

Central Maui is the home of the “Korean Bar”, sometimes called a “lounge”. In it you will find a predominantly local clientele of middle-aged “my wife divorced me or is about to” men. Nowadays, though, Korean bars are becoming a little popular with local men in their mid-twenties...the next generation of regulars?

There is no staged nudity or dancing in these bars, just good old fashioned “company” by some beautiful, well dressed, head-strong Asian girls that speak very little English. My predication is that if you are a single male traveler, or a group of male travelers, for that matter, you will be treated well at just about every Korean bar you hit...If they know you’re a tourist and you smell anything like cold hard cash, you’ll be drinking beers with island beauties (notice the plural there) in your lap until last call.

This is the way that it works... Girls will ask you to buy them a “drink”...this is no ordinary drink...first of all it’s probably not very strong and secondly it costs about twenty bucks. The more you buy the more they stay. These are ambitious, working women and you’ll get your money’s worth if what you’re after is a pretty face and very little talk.

Remember, this is not prostitution, although the lines seem to get a little crossed at points. This is especially important to remember at closing time when you’ve had five drinks and a woman on your knee all night.

Don’t over step boundaries at these bars. Let the girl do the leading and you do the following. That’s the way that it works in places like this, even more so when you are odd-man-out in a bar full of regulars who have fallen for the working girls.

Korean bars are for the tourist that wants a little bit of the seedy life...something to tell the boys back home about. They are strange and dark little places and can be dangerous if you don’t try to behave yourself. For the locations of Korean Bars please see our Off the Beaten Path section.

[Back To Top](#)

# General Information

---



[Slow Down This Ain't The Mainland](#)  
[The Kama'aina Discount](#)  
[Jaws and Other Things That Bite](#)

---

## ■ SLOW DOWN THIS AIN'T THE MAINLAND (Local Road Rage And How To Deal):

During your visit, check out the bumper stickers on local's cars. You will be sure to catch a glimpse of one that says: "Slow down this ain't the mainland". The funny thing is, these stickers are usually adorning cars and trucks that go flying by you—doing 80 in a 45 zone.

On one hand I'd like to say that I understand when tourists creep along on the roads below the speed limit ... you don't know the roads like we do and are probably just trying to find your way to wherever you're going. Also, there are some really beautiful sights to see while driving, and the islands are still fresh enough for you to appreciate them.

On the other hand, we do know our way around the island and don't really have the time to drive slow and take in the views. We're heading to work and to pick up the kids. There are a lot of one lane roads on Maui, and one person plugging up the road is really a pain in the butt.

Don't be intimidated by people on the road, but do have some respect. If you are lost or want to appreciate the beauty around you and it is safe to pull over, please do so.

[Back To Top](#)



## ■ THE KAMA'AINA DISCOUNT:

Another thing that you will encounter on Maui is the “kama’aina discount”. Some activity companies, accommodations and restaurants offer a discount to locals with a Hawaii State driver’s license. This discount usually runs between 5-20% of normal prices.

Some visitors have a hard time with this. It doesn’t really seem fair, you know? Remember that under no circumstances are you paying more than the regular price, just the normal.

The kama’aina discount started as a way to draw in local business during the slow season. Also, tourism and the things that go with it is the biggest “business” in Maui...we’re surrounded by it daily, so it’s nice to be able to participate in the fun (while still being able to pay the rent) once in a while.

[Back To Top](#)

## ■ JAWS AND OTHER THINGS THAT BITE:

I still hear the theme music of Jaws when I go to the beach. Man, that movie scared me like nothing else...it drove my parents crazy. Here I was, a tan little local kid, petrified of swimming in the ocean.

Naturally, I got over it. Well, almost over it. Here are the facts: Your chances of getting attacked by a shark are slim. About six million people get into Hawaiian waters countless times a year. According to the Shark Research Program at the Florida Museum of Natural History, from 1820-2001 there were 101 reported shark attacks in Hawaii. Twenty percent of these proved fatal.

So while you probably won’t become shark bait, it is always best to take precautionary measures.

The Hawaii Shark Task Force recommends the following to help reduce your chances of a shark attack: don’t swim alone, swim in guarded areas, avoid swimming at dusk, don’t bleed into the ocean (not even a little, ladies), avoid murky waters, don’t wear brightly colored jewelry or highly contrasting colors (buh-bye hot pink and orange bikini and bling-bling), don’t swim if sharks are known to be present (signs will usually be posted if the State is aware of the sightings), be alert if turtles and fish are fleeing the area, and remove speared fish from the ocean promptly (if you’re spear fishing).

[Back To Top](#)

# Sights And Activities\*

---

[Fresh Off The "Boat"](#)

[Beach Guide](#)

[Experience True "Aloha"](#)

[Catch A Round Of Golf](#)

[Lahaina](#)

[Iao Valley](#)

[West Maui](#)

[Watch The Whales](#)

[Get Down](#)

[Catch A Mean Sunrise](#)

[Get High](#)

[See The Fish](#)

[Road To Hana](#)

[Lava Looking](#)

[Wild Rides](#)

[See The Valley](#)

[Taste Some Fresh Pineapple](#)

[Hiking](#)

[Luaus](#)

[Shop It Up](#)



---

## ■ FRESH OFF THE "BOAT":

Just arrived? Pick up your share of free propaganda (maps, brochures, rack cards, etc) from the brochure racks at the airport (in the baggage claim area), in your hotel, at shopping centers, or on the streets of Lahaina or Kihei. Most of these magazine-type brochures are brimming over with advertising, but there is some useful information (maps, coupons, directions) if you dig deep.

Got a kitchen? Many visitors make a quick stop at Costco (first shopping center on the left as you exit the airport complex) for their goods. But even without, its a good idea to stock up on pop, chips, sunscreen, beach chairs, and other essentials at Safeway grocery store (Lahaina Cannery Mall or Kihei), Wal-Mart (Kahului, near airport), Longs Drugstore (Lahaina Cannery or Kihei, Kahului) avoid Star Market (Honokowai Marketplace or Kihei), ABC (many shopping areas), or Whalers General Store (in many strip malls). After making the long trip to Hawaii, groceries can get a little expensive (in the range of 40% higher).

[Back To Top](#)

## ■ BEACH GUIDE:

When most people think of Maui, they think of beaches. Here's what you need to know: All beaches in Hawaii

are public.

Kamaole III Beach is the best beach in Kihei. Kihei is a town crowded with condos, most of which are across the street from the beaches, rather than being ocean-front. It's a good place for families on a budget that does not allow staying at the big resort hotels.

Keawakapu Beach is a less crowded beach where Kihei meets Wailea.

Polo Beach, located next to the Fairmont Kea Lani in Wailea is a great stretch of sand.

Big Beach (Makena Beach) is a huge stretch of undeveloped (for now...) beach lying at the southernmost area past Wailea.

Kapalua Beach is roughly translated (according to some) as "arms embracing the sea", referring to the protective shape of the bay and the calm waters that invite swimmers. Public parking is available (but tricky to find) next to the Sea House restaurant. Look for the blue "Beach Access" sign off Lower Honoapiilani Road in Kapalua, just north of the Napili Kai resort. You can also park in the parking structure for the Kapalua Bay Shops and walk behind the hotel and down to the beach.

Kaanapali Beach offers four great resort hotels (Sheraton, Westin, Marriott, Hyatt), a couple older hotels (Kaanapali Beach, Royal Lahaina), two major condos (Kaanapali Alii, Whaler), a shopping center (Whaler's Village), and a couple very good restaurants (Hula Grill and Leilani's) are located on this beach. There's a great snorkel spot at Black Rock (in front of the Sheraton). There are booths to rent all sorts of water equipment, and many boat tours pick you up right on the beach.

Baby Beach has much calmer waters than most other beaches, because an offshore breakwater blocks many of the big waves from reaching the shore. This makes it a good place for children to go in the ocean, though even here they of course need adult supervision. Baby Beach is in the north part of Lahaina. Park on Kai Pali Street, just off of Front Street.

Ho'okipa Beach Park is the place to watch kitesurfing and windsurfing, but stick to spectating if you're not particularly adept at the sport. The waves are too rough for swimming and make for great aerial tricks by the talented riders. It's on the Hana Highway just past Paia, on the north shore.

Never leave anything of value in your car or on the beach, since theft from beaches and rental cars does occur. Most Maui beaches have no lifeguards. Whether they are present or not, swimming in the ocean can be dangerous. Coral is sharp (and fragile), people drown, animals bite. Rare as it is, it's always good to be aware and respectful when in the ocean; swim at your own risk.

[Back To Top](#)

## ■ EXPERIENCE TRUE "ALOHA":

Hawaii can be so much more than the postcards show. Rather than just skipping through the tourist traps, have a Hawaiian experience. Catch the Aloha Spirit. Learn about the Hawaiian people, land, and culture. The music and dance alone tell an interesting story.

The Aloha Spirit is the natural kindness and friendliness of the Hawaiian people. Aloha doesn't just mean hello and goodbye, it means love. The love that the Hawaiian people have radiates from their smiles, and

rises with the inflections in their voices. The people of Hawaii are the warmest and friendliest people you'll ever meet. They are happy to see you and to help you. They don't rudely rush through their days, they take their time and "go with the flow". Going against the natural flow of things can create a lot of stress, and that's no way to live! Act like a mirror and return that attitude and behavior toward the people you meet on Maui. Or better yet, create it, even where it doesn't yet exist, and you've done your part to beautify the environment. Learn a little of their ways and their lifestyle. Take that spirit home with you and remember that you learned about this Aloha Spirit during your visit to Hawaii. In this way, your Hawaiian experience will last the rest of your life.

Before you come to Maui, do a little homework and read up on the history of this amazing place. How did plants, animals and eventually people find these islands, the most remote on Earth? While you are on Maui, learn about the people and about this land in which they live. Try the local foods and drinks. Listen to the music. See the dance. Experience Hawaii. Attend the cultural talk by Clifford Naeole at the Ritz Carlton Kapalua. (It's free to everyone on Fridays at 10:00 AM, but check availability and times by calling the Ritz at 669-6200). Take a walking tour of Lahaina (get the free booklet at brochure racks in Lahaina). Stop in at the museums and historic houses (Whaling Museum in Whaler's Village, Bailey House in Wailuku, and the Baldwin House in Lahaina). Learn about the environment at the Hawaii Nature Center on Iao Valley Road (phone 244-6500) and at the Maui Ocean Center in Maalaea (270-7000). Speak a little Hawaiian;

Mahalo=thank you

mauka=toward the mountains

'aina=the land

keiki = children

kokua=help, assistance

makai=toward the ocean,

ohana=family

ono=delicious (also a type of fish!)

pau=finished

Remember that Hawaii is the 50th state, doesn't have its own money, and has all the same traffic laws as your hometown!

[Back To Top](#)

## ■ CATCH A ROUND OF GOLF:

There are sixteen beautiful golf courses on Maui. The Plantation Course at Kapalua (home of the PGA Mercedes Tournament), the Emerald course in Wailea, and the North course at Makena are favorites (and "plenty challenging").

You must have reservations at all of these popular courses, especially for the early morning tee times. Kapalua courses take reservations up to 4 days in advance or if you are a guest staying at Kapalua they allow a 7 day advance reservation. Call (808) 669-8044, they open at 6am, so call early for the best tee times. 5 day advance reservations at Wailea golf course: (808) 875-5111; and for Makena it's (808) 879-3344. Guests staying in Kapalua or Wailea usually get discounts on golf, but the cost of the accommodations evens everything out!

[Back To Top](#)

## ■ LAHAINA:

Lahaina is a must see during your Maui vacation. If not for the fun activities, dining, nightlife and shopping, than for the historic whaling sites. The beaches and the quaint small town atmosphere make for a rich experience. From Kaanapali Beach head four miles south and turn towards the water on Papalaua Street. This runs down to Front Street (along the water). Take a left and cruise Front Street for a while. From the airport or South Maui, take Route 30 west to Lahaina.

Lahaina is an old whaling port and tourist town loaded with many shops and restaurants. Spend the day walking through Lahaina, shopping and snacking. Rest under the giant Banyan tree (planted in 1873) at the south end of the shopping strip. See the Pioneer Inn, the original Lahaina hotel, in use since the whaling days of the last century. (The ten rooms at the Pioneer Inn were the only accommodations in West Maui until the first hotel on Kaanapali Beach was built in 1962). The most interesting shops to see are on Front Street, but the prices reflect the high rent!

[Back To Top](#)

## ■ IAO VALLEY:

The Iao Needle is a 2,250-foot tall natural rock formation in the center of the west half of Maui, about 20 miles from Lahaina. The same road that winds up the hill through Wailuku (Main Street) takes you to the Needle. The scenery gets increasingly more lush and green as you ascend into the valley, and there are some interesting stops along the way. The park at the end of the road has restroom facilities, as well as paved pathways along the Iao stream. The hiking trail climbs up to a lookout with historic plaques offering insight into the historical (and brutal) past.

Before you reach the needle, you will pass:

- Bailey House Museum (phone 244-3326) run by the Maui Historical Society. Ancient Hawaiian artifacts, plus displays about the missionary times of the 1800's on Maui. Admission \$4. Open 10-4 Monday-Saturday.
- Tropical Gardens of Maui (phone 244-3085). Amazing collection of tropical flora and fauna from around the world. Plant buffs will want to make the stop. Admission \$3. Open 9-5 Monday-Saturday.
- Hawaii Nature Center at 875 Iao Valley Road (phone 244-6500). Interesting modern museum, with historical information and artifacts. Admission \$6. Open 10 AM-4 PM.
- Kepaniwai Heritage Gardens, adjacent to the Hawaii Nature Center. Look for the different architectural styles and gardens adjacent to one another. Free. Open 7 AM to 7 PM.

[Back To Top](#)

## ■ WEST MAUI:

As you make your way to Lahaina and Kaanapali, you will travel around the south end of the West Maui mountain. The old stone path you see from time to time is the old Lahaina road (pre-1951). Keep an eye out for rainbows, whales (during winter) and waves, but keep one eye on the road. Numerous traffic accidents along the "Pali" (mountain trail) are due to too much sightseeing and not enough driving. 5 minutes past Lahaina is the Kaanapali Beach area. All beaches in Hawaii are public, so you don't have to be staying at any of these resorts to go for a swim or frolic in the sand.

As the map shows, the road does go all the way around the West Maui mountain, but we advise against it. The road is extremely narrow and in poor condition, and is often closed due to congestion and traffic. Instead, start from the Wailuku side and go about as far as Kahakuloa to experience a unique side of Maui.

[Back To Top](#)

## ■ WATCH THE WHALES:

Ask at your hotel or call Pacific Whale Foundation (879-6530) to find out the most convenient time and place to go out on a boat (Lahaina harbor and Maalaea harbor) to see whales breaching, blowing and bounding in the ocean (winter only).

The humpback whales start arriving in Hawaii in late November, and most are gone by the beginning of April. The number of whales are at their peak from January through March. During those months, you can see whales almost every day. There are about 6500 humpback whales in the North Pacific Ocean, and about 1000 are around Maui and the nearby islands at any one time in the peak months of winter.

[Back To Top](#)

## ■ GET DOWN:

So much of Maui's beauty lies underwater. If you've snorkeled before, you'll surely want to give it a try on Maui. If you haven't, ask about lessons at your hotel. A good place for your first snorkel is by Black Rock, next to the Sheraton Hotel on Kaanapali Beach. A good place to take children for their first snorkel is Baby Beach, in Lahaina, because the water is usually calm at that beach. (Baby Beach is in the north part of Lahaina. Park on Kai Pali street, just off of Front Street.) Other top snorkel spots on Maui are Mile Marker 14, south of Olowalu, though its so close to the highway it detracts from the experience. North of Lahaina, Kapalua Bay is a beautifully protected bay, and the marine preserve at Honolua Bay is great during the Summer ONLY). In South Maui, try Makena Landing, Big Beach (the rocks at the end of the beach), and Molokini.

[Back To Top](#)

## ■ CATCH A MEAN SUNRISE:

Like to sleep in? Then skip this section! You can catch a the sun coming up over the horizon at the top of

Haleakala (10,000 ft +) and yawn to tell about it!. It is beautiful, but biting cold as well (30 to 40 degrees at sunrise). Dress accordingly (heavy jacket, sweater, jeans, gloves, hat and anything else that looks warm) because you'll need it! You can drive yourself up to the stop, or take a tour, most are combinations of watching the sunrise and biking down afterwards. It takes about 2-3 hours to get to the top from West Maui, and is a twisty, turny experience. However, the view at the top will reward you with countless stars and an explosive sunrise. The sky radiates a wide palette of incredible colors (don't forget your camera). Off in the distance is the Big Island of Hawaii (The mountain on the left is Mauna Kea, and the right mountain is Mauna Loa.) After sunrise, you stop at a couple observation points around the crater. Then you drive down the mountain in daylight and get great views of the central Maui valley below. When you get back to your hotel, go back to sleep until mid-afternoon. (There is a small chance of overcast clouds at the top of Haleakala that could ruin the view some days. Call 877-5111 for Maui weather.) If you are from the east coast or the midwest, you might want to plan this sunrise trip to Haleakala for your first or second morning on Maui, when you will find yourself waking up very early because of the time-zone change.

On your way up to the top for sunrise, stop at one of the several pullover lookout points about half way up, and look at the beautiful stars in the pitch dark skies.

If you refuse to go up there for sunrise, the view at the top of Haleakala is also beautiful in the mid-day. You'll still get to see the multicolored volcano crater (that last erupted in 1790) and the views of Maui's central valley. Don't forget the heavy clothes, sweater, coat, scarf, gloves, etc., even in the daytime. Call 572-4400 for Haleakala National Park info or see [www.nps.gov/hale](http://www.nps.gov/hale). Park admission \$10 per car. Free ranger talks in the summit building at 9:30, 10:30, and 11:30 AM.

[Back To Top](#)

## ■ GET HIGH:

"Upcountry" includes the small towns of Makawao, Pukalani, Haliimaile, Kula, Keokea and Ulupalakua. These cooler, temperate areas have a charm all their own; from the Paniolo (cowboy) charm of Makawao to the Redwood forests of Polipoli State Park above Kula. The view across the island are stunning and give you an idea of the incredible diversity that Maui has; not only with flora and fauna but folks too. It takes about an hour to drive to Upcountry from Kaanapali or Wailea.

Makawao is an interesting mix of art galleries and country stores. See glass blowing 10:30-4:00 most days at Hot Island Glass at 3620 Baldwin Avenue (call 572-4527 to confirm). Tired of fresh seafood? try a T-bone at Makawao Steak House (572-8711) or some fresh pasta at Casanova restaurant.

The best food in Upcountry is at the Haliimaile General Store (572-2666). It's open for both lunch and dinner weekdays, but only for dinner on weekends.

There is also very good food at the Kula Lodge (878-1535), half way up the mountain, and you get a great view of the central valley from there.

There are three gardens in Upcountry that are open to the public. The Enchanting Floral Gardens (878-2531) costs \$5, is the best of the three gardens, and is open from 9 AM to 5 PM every day. It has a one-hour stroll through an extensive garden with a wide variety of tropical flowers and plants. The Kula Botanical Garden (878-1715) costs \$5 and is open from 9 AM to 4 PM every day. It has a one-hour stroll through a somewhat more congested garden without as many bright flowers, but with a great variety of plants. The Sunrise Protea Farm (878-2119) is free and always open (though the gift shop closes at 4 P.M.). It has a 10-minute walk through a well-maintained tiny garden of multiple types of protea flowers.

As you continue driving further through Upcountry, stop for a cinnamon roll at Grandma's Coffee House in Keokea. Then pass the Ulupalakua Ranch, and stop at the Tedeschi Vineyards (878-6058) for a free tour and wine tasting. (Tours twice a day, at 10:30 and 1:30.)

After you look at the view down to Wailea and Kihei from the Tedeschi Vineyard, it's time to turn around and go back the way you came. (If you continue around the south side of Haleakala, you will get to a section with no paved road. Don't go there.)

[Back To Top](#)

## ■ SEE THE FISH:

This excellent aquarium opened in 1998 at the south end of Maui's central valley. It takes about two hours to tour the exhibits about Maui's sea life, including live fish, sharks, turtles, rays, and others. Ask about the AAA discount on admission if you're a member. They also offer a "shark dive" for certified Scuba divers. Call 270-7000 for information.

[Back To Top](#)

## ■ ROAD TO HANA:

Question: what has 617 curves and 56 one-lane bridges, and is worth every one? The Hana Highway is truly one of a kind. The road to Hana, and the crater at the top of Haleakala, are probably the two most famous sights of Maui. You can drive the road to Hana yourself, or take a tour in a van. It is a long and difficult drive on a narrow winding mountain road, but you'll see amazing rainforests, waterfalls of various shapes and sizes, and dramatic sea cliffs. If you are planning on making the drive, leave your hotel by 8 A.M., and take a picnic lunch at several restaurants and delis that offer it. Most even rent you the cooler to take it in! CJs in West Maui has one, as well as Casa Mambo (formerly Picnics) (579-8021) at 30 Baldwin Avenue in the town of Paia, which you will pass along the way. Give yourself a good 6 hours to get to Hana (with stops to see scenery), and three hours to return (without stops). If you are prone to motion sickness, do not read (not even the map) in your car or tour van. Hana itself is just a quaint small village, isolated from the rest of Maui by the mountain road. There is nothing much to do there. As with many things, it's the journey and not the destination, so take your time and experience all it has to offer.

If you have extra time, you can drive another 40 minutes beyond Hana to the beautiful Pools of Ohe'o, also called Ohe'o Gulch and (please don't call it the Seven Sacred Pools). There are dramatic waterfalls and cascading pools making their way to the ocean. You can even go for a dip to cool off in the clear stream water.

[Back To Top](#)

## ■ LAVA LOOKING:

If you drive south on Route 31, past the condos of Kihei and the resorts of Wailea, past the Maui Prince hotel in Makena, past Big Beach, the road becomes narrow. Soon thereafter, you will find the road takes you over Maui's last lava flow. In this eerie landscape, you can pull over, get out of your car, and walk on lava that came down from part-way up this side of Haleakala volcano in 1790. (This flow did not come from the top of the crater, which last erupted 650 years previously.) If you continue a little farther, the road ends at La



Perouse Bay.

[Back To Top](#)

## ■ WILD RIDES:

Feel the need for steed? There are several horseback riding companies, including Ironwood Ranch in Napili 669-4991, (kind of slow and plodding, but beautiful pineapple field scenery), Mendes Ranch (good stuff) 871-5222, Pony Express (offers rides into Haleakala Crater, or shorter rides around Haleakala Ranch, 667-2200, or Kipahulu Ranch, out in Hana 667-2222.

There are two ATV rental companies on Maui, offering adults a fun way to cruise around in a small group. The scenery is top notch and the trails well groomed. Maui ATV Tours 878-2889 or Haleakala ATV Tours 661-0288 .

[Back To Top](#)

## ■ SEE THE VALLEY:

If you love Maui and want to learn more about what it was like before the white people arrived a couple hundred years ago, then this is the tour for you. It is a guided tour, including a long drive and a 1-hour guided walk, that takes you to an isolated valley on the north side of West Maui, where there are no hotels or condos. You will see unspoiled mountains and waterfalls. You will hear about the way the native Hawaiian people lived, from the time their ancestors first arrived on these islands in about the year 500 A.D. You will walk through taro farms, and meet some of the few remaining full-blooded Hawaiians, who want to preserve their cultural heritage. You can't go here yourself, because it is on private land, so sign up for this 6-hour tour with Ekahi Tours by calling 877-9775.

[Back To Top](#)

## ■ TASTE SOME FRESH PINEAPPLE:

Maui Pineapple Company offers a 2½ hour tour of their pineapple fields in Kapalua (north of Kaanapali and Lahaina). You will learn everything you ever wanted to know about pineapple growing, picking and eating; and that's the best part, eating a fresh "just-picked" pineapple. Call 669-8088 for information and reservations.

[Back To Top](#)

## ■ HIKING:

Maui is not known for an abundance of hiking trails, but if you look closely, you might find some you like. Most of the really great rainforest hikes aren't on the maps; and that's the idea. The kie around Wai'anapanapa State Park (black sand) is worth a stop. The hike to Waimoku Falls in Kipahulu (past Hana) is a must, and is located across the street from the parking lot at 'Oheo Gulch (don't refer to it as "7 Sacred Pools" or you'll get some sour glances!) Lahaina also has a hike over the "Pali" or cliffs. This is a 5-mile hike reaching almost 1,600 feet in elevation, with wonderful views of the mountains and ocean. To get to the trailhead, look for a small dirt parking lot just off the main road just past Mile Marker 11 on Hwy 30. It lets out in Maalea, so many people leave a car at the end of the trail. Call 871-2521 for information and a brochure about the sights along

the Lahaina Pali Trail hike. There are also nice hikes in Polipoli State Park (6,000 feet elevation). Serious hikers may want to consider one of the many hiking trails and loops inside Haleakala Crater, it's the closest thing to hiking on the moon.

[Back To Top](#)

## ■ LUAUS:

There are several Hawaiian luau dinner shows available any evening. They run the gamut from interesting, informative and entertaining to downright corny. The Old Lahaina Luau (Toll-free reservations phone 1-800-248-5828) is at the top of our list for authenticity and experience. The oceanfront location is across the street from the Lahaina Cannery Mall at 1251 Front Street.

Places to call to ask about luaus:

Old Lahaina Luau 667-1998

Maui Lu 879-5881

Royal Lahaina Hotel 661-3611

Maui Prince Hotel 874-1111

Hyatt Regency Hotel 667-4420

Marriott Hotel 661-5828

Feast of Lele 667-5353

Renaissance Wailea Hotel 879-4900

The luau at the Royal Lahaina Hotel is also quite good. It has a good combination of authentic and touristy music and dance, with a beautiful sunset backdrop. The luau at the Hyatt is more showy, with the Hawaiian music that all tourists love.

At the Old Lahaina Luau, and at the Feast at Lele, you are assigned to a reserved seat when you make your reservation, so the further in advance you buy your ticket, the closer you will sit to the stage. For most other luaus, there are no reserved seats, so the earlier you arrive that evening, the closer to the stage you can choose to sit.

The Feast of Lele is more expensive than most other luaus, but its food is more elaborate and is served to you by waiters (instead of a buffet like the other luaus). It has just 150 people in the audience and just 8 dancers in the cast, so it is much smaller than the others.

For any luau, you can usually get a discount by calling direct (Never get tickets to anything from anyone who asks you to sit through a timeshare sales presentation.)

[Back To Top](#)

## ■ SHOP IT UP:

Front Street in Lahaina

Little tourist shops for T-shirts and souvenirs and art

Whalers Village on Kaanapali Beach (661-4567)

Nicer tourist shops and restaurants (Prada, Gucci, etc)

The Shops at Wailea (879-1991)

Upscale shops and restaurants in a beautiful modern open-air mall

The Cannery on the main road outside the north edge of Lahaina

Modern enclosed mall

Regular stores, tourist shops, restaurants, Long's Drugstore, and Safeway 24-hour supermarket

Lahaina Center at the north end of the Front Street (Lahaina) shopping district

Queen Kaahumanu Center in Kahului (877-4325)

Sears and Macy's and about 90 other stores, plus food court

Biggest shopping center on Maui

Where Maui residents (not just tourists) shop

Hilo Hattie in Lahaina (667-7911) and Kihei (875-4545)

There is one store on Maui that deserves its own special mention. Hilo Hattie may be tacky, but it's got good prices on all the clothes and souvenirs that you want to bring home from Maui. An amazing 25% of all the visitors to Hawaii stop in at one of the Hilo Hattie stores on one of the islands some time during their visit. After you get your free shell lei on arrival, you will be astounded at the huge selection of aloha shirts, dresses, costume jewelry, trinkets, candies, nuts, souvenirs and other Hawaiian-themed STUFF.

Was there really such a person as Hilo Hattie? Well, sort of. Clarissa Haili (1901-1979) was a comic singer, one of whose songs in the 1940's was called "When Hilo Hattie Does the Hula Hop." A clothing factory on the Big Island, named after the character Hilo Hattie, was bought in the 1960's by Jim Romig, a businessman from Washington state. He turned it into the company that exists today with large stores in several states besides Hawaii, and he is still the CEO of Hilo Hattie.

[Back To Top](#)

**\*Portions of this part of the MauiQueen.Com Maui Guide are derived from "Jon's Maui Info" at [www.mauihawaii.org](http://www.mauihawaii.org).  
(Copyright © 1998-2004 Jon Blum. All rights reserved.)**

# Restaurants\*

---

[Dining Out](#)

[Hawaiian Seafood](#)

**West Maui Restaurants:**

[Moderate - Expensive](#)

[Affordable - Moderate](#)

**South Maui Restaurants:**

[Moderate - Expensive](#)

[Affordable - Moderate](#)

[North Shore/Upcountry Restaurants](#)

[Central Maui & Maalaea Restaurants](#)

[Pizza Places](#)

[Sunday Brunch](#)

[Daily Buffet Breakfasts](#)

[Night Life](#)



---

## **DINING OUT:**

Hawaii's melting pot of cultures has created a stunning variety of cuisine, with Maui being no exception. Local-style "plate lunches" are often a mixture of Korean, Japanese, Chinese, Hawaiian and even Portuguese ala carte items, served with "2 scoops" of rice and potato or macaroni salad. Fine dining may run the gamut from Japanese steak houses, to fine French Cuisine, to the ever popular "Pacific Rim" cuisine. Located between Japan and California, Hawaii fused ideas from both coasts to create something original. Because Pacific Rim cuisine focuses on Hawaii's numerous varieties of seafood, the following is a short list of fish you'll likely see on the menu. Be adventuresome with your choices, you're taste-buds deserve a vacation from the ordinary too!

[Back To Top](#)

## **HAWAIIAN SEAFOOD:**

**`Ahi** [ah'hee]

A big eye or yellowfin tuna. Ahi is often served raw as poke (chunked, marinated raw fish, Hawaiian-style), sashimi (sliced raw fish, Japanese-style) or sushi. It is also often served crusted and seared as a favorite entree in Hawaiian Regional Cuisine.

**Aku** [ah'koo]

Skipjack or bonito tuna which is stronger tasting than `ahi often served as poke, sushi or cooked.

**Akule** [ah koo'leh]

A big-eyed or google-eyed scad fish which is most often served baked, fried, smoked or dried.

**A`u** [ah'oo]

This Pacific blue marlin or broadbilled swordfish is often used when Ahi is not available. It is also known as kajiki in Japanese restaurants.

**Enenue** [eh'neh noo'weh]

A favorite fish of locals because of the strong seaweed aroma of its flesh. It is usually eaten raw.

**Hapu`upu`u** [hapu upu u]

Commonly called grouper or sea bass, this fish is often substituted for more expensive fishes in Chinese restaurants which feature steamed fish. Its popularity as a "catch of the day" in non-ethnic restaurants is increasing.

**Hebi** [heh bee]

This is a mild flavored spearfish and is often served as a favorite entree in some of the better restaurants in Hawaii.

**Mahimahi** [mah'hee mah'hee]

A white, sweet, moderately dense fish is Hawaii's most popular fish and the one that is most often exported to the mainland.

**Monchong** [mon' chong]

A somewhat exotic fish with a flaky, tender texture and mild flavor. It is served broiled, sautéed or steamed.

**`O`io** [oh' ee yoh]

Ladyfish or bonefish is usually eaten either raw or mixed with seaweed as poke or used to make steamed fish cake.

**Onaga** [oh na' ga]

A mild, moist, and very tender ruby-red snapper is a favorite entree in many restaurants.

**Ono** [oh' noh]

"Ono" means good or delicious in Hawaiian and this fish is a local favorite. It is also called wahoo. It is much like snapper, but a bit firmer and dryer. It is often served grilled or in a sandwich.

**Opah** [oh' pah]

A rich, creamy moonfish is served both as a raw appetizer as well as baked. Hawaiians consider opah to be a good luck fish, and often used to give it away as a gesture of goodwill, rather than sell it.

**`Opakapaka** [Oh' pah kah pah kah]

A pink or crimson snapper, this is a light, flaky fish that is a very popular entree. It can also be served raw in sashimi.

**Shutome** [shuh-toe-me]

If you're looking for swordfish, this is what it is called in Hawaii. It is most often served grilled or broiled.

**Tombo** [tombo]

The Hawaiian name for albacore tuna, yet is much more flavorful when served freshly prepared in the islands.

**Uku** [oo' koo]

This is a gray, pale pink, snapper that is flaky, moist and very delicate when prepared properly.

**Ulua** [oo loo' wah]

A large trevally, or jack fish which is a firm-fleshed, flavorful fish also known as pompano.

[Back To Top](#)

**WEST MAUI RESTAURANTS (MODERATE TO EXPENSIVE):**

**BANYAN TREE at the RITZ CARLTON HOTEL - (669-6200) - Kapalua**

Located on the grounds of the Ritz-Carlton Kapalua, so quality is of utmost importance. Romantic atmosphere, soft live music and delicious fare. Bring the Platinum card!

**I'O - (661-8422) - Lahaina**

Located at the south end of Front Street in the 505 shopping center. Hip, tasty innovations from Chef James MacDonald Very tasty unusual preparations of several kinds of fresh fish, as well as other great entrees. Beautiful indoor décor, or sunset-view outdoor dining by the ocean. Try the Silken Purse appetizer.

**PACIFIC'O - (667-4341) - Lahaina**

Located directly across the walkway from it's sister restaurant, I'O. Great fish, ridiculously fresh. Keep an eye out for fishermen carrying your dinner in right off the boat. Great oceanfront setting, get a table outdoors. Live jazz on Friday nights.

**KOBE JAPANESE STEAK HOUSE - (667-4341) - Lahaina**

Large Teppanyaki style steak and seafood temple just feet from Front Street in Lahaina. Entertaining chefs, awesome filets and seafood make for a fun night. Check out the sushi bar if there's a wait.

**PLANTATION HOUSE - (669-6299) - Kapalua**

In Kapalua's Plantation Golf Course Clubhouse. Wonderful food in an elegant setting. Open for breakfast, lunch and dinner, but make a reservation for the awesome sunset views. Pricey Kapalua atmosphere, but worth it.

**ROY'S KAHANA BAR & GRILL - (669-6999) - Kahana**

Pacific Rim done right. Located in the Kahana Gateway shopping center, upstairs. Great seafood creations and the apps are interesting enough to keep you busy. Save room for the Chocolate Souffle, but make sure to

order it early in the meal, decadence takes time!

### **CASCADES - (661-1234) - Kaanapali Beach**

Great fish preps, service and sushi bar in the Hyatt Regency Hotel.

### **DAVID PAUL'S LAHAINA GRILL - (667-5117) - Lahaina**

Owner Chef David Paul Johnson has created an award winning restaurant serving Pacific Rim cuisine with style. Great service, come for a glass of red and some apps at the bar. Reservations highly recommended.

### **CHEZ PAUL - (661-3843) - Olowalu**

Located just out of town (before Lahaina) on main highway. Elegant French cuisine created by people who know. Excellent service.

### **SPATS - (661-1234) - Kaanapali Beach**

Located in (under) the Hyatt Regency in Kaanapali. Offering Northern Italian cuisine in large mafia-style booths and stained glass. Nice wine selection.

### **JAMESON'S - (669-5653) - Kapalua**

Located across the lower road from the Shops at Kapalua, in the Kapalua Bay Club Golf Clubhouse. Good for lunch or dinner.

### **LONGHI'S - (667-2288) - Lahaina**

Pricey, oral menu, when all the seafood eventually tastes like "fish in butter". Try the meats or prawns instead. Or better yet, come for breakfast!

### **GARDENIA RESTAURANT - (669-5656) - Kapalua**

Locals know about the Friday evening seafood buffet, featuring an abundance of chowders, cold seafood appetizers, hot fish dishes and of course crab legs! Save room for the dessert buffet. Located in the lower lobby of the Kapalua Bay Hotel.

### **THE BAY CLUB - (669-8008) - Kapalua**

On the southern arm of Kapalua Bay, romantic, piano atmosphere located on the water. Top notch cuisine and amazing service. Very expensive. Make a reservation and go when they open at 6:00 for a sunset view.

### **SWAN COURT - (661-1234) - Kaanapali Beach**

Just like the name says, dine amongst the swans. The Hyatt's finest (and most expensive) restaurant,



but we prefer Cascades if the Hyatt is the destination.

### **GERARD'S - (661-8939) - Lahaina**

Delightful French owner-operated restaurant in a quaint Inn. Fronting one of Lahaina's busiest streets, yet far removed from the hustle and bustle. Enjoy some champagne at your porch-side table before being amazed at the French sauces and cuisine. Very expensive.

### **SANSEI - (669-6286) - Kapalua**

Worth a visit. Award winning sushi and seafood creations on an extensive menu, where "everything is good". Try their two "Taste of Lahaina Award Winners" Mango Crab Salad Hand roll with Peanuts and Thai Vinaigrette or Asian Rock Shrimp Cake with Crusty Chinese Noodles & Ginger-Lime Chili Butter & Cilantro Pesto. Granny Smith dessert is mind-boggling. Located in the Shops at Kapalua.

### **REILLY'S - (667-7477) - Kaanapali Beach**

Good steaks and seafood (though we wish they'd bring back the Alaskan King Crab legs!). Located at the entrance to Kaanapali, in the Golf Clubhouse.

### **VINO - (665-1201) - Kapalua**

Fine Italian cuisine and large selection of wines "on tap" (you'll see when you get there). Located at 2000 Village Road, in the Kapalua Village Golf Course Clubhouse, a short distance from the Ritz-Carlton Kapalua

[Back To Top](#)

## **■ WEST MAUI RESTAURANTS (AFFORDABLE TO MODERATE):**

### **HULA GRILL - (667-6636) OR (661-3894) - Kaanapali Beach**

On the beach in Whalers Village. Catch sunset from the "Barefoot Bar", set in sand. Great dinners and happening location.

### **ERIK'S SEAFOOD & SUSHI - (669-4806) - Lahaina**

On Wainee street side of the Old Lahaina Center in Lahaina. A bargain if you go from 5 PM to 6 PM for the Early Bird specials: a complete dinner for \$13-\$15 from a limited list of entrée choices. Good variety of fish and French influenced Island Cuisine.

### **TIKI TERRACE at the KAA NAPALI BEACH HOTEL - (667-0124) - Kaanapali**

Hawaiian food served in an open air Hawaiian hotel. Music begins at 6 PM, and features a 1-hour hula show with singers beginning at 6:30 every night.

### **SEAHOUSE at the NAPILI KAI BEACH RESORT - (669-1500) - Napili**

Great sunsets, good service, on the sand on beautiful Napili Bay. Friday night is the kids hula show and menu, so try Saturday!

### **FISH AND POI - (442-3700) - Napili**

Same creative owners as Café O'Lei in Lahaina, located in the Napili Shores condo (formerly Orient Express).

### **KIMO'S - (661-4811) - Lahaina**

On the water on Front Street. One of the flagship restaurants and sister to Hula Grill and Leilanis on the Beach in Kaanapali. Casual tables downstairs or full blown dining room upstairs. Great fish preparations. Ask about the Hula Pie for dessert.

### **LAHAINA FISH COMPANY - (661-3472) - Lahaina**

Two stories of fish and more fish. Actually, the menu is very diverse and the clientele includes locals and visitor alike. Catch a cocktail at the Hammerhead bar while you wait for your over-the-ocean table.

### **CAFÉ O'LEI - (661-9491) - Lahaina**

Creative menu located on the water on Lahaina's Front Street. Worth a stop, try the fish preparations on today's catch.

### **PIZZA PARADISO - Whalers Kaanapali: (667-0333) - Honokowai: (665-0055)**

Two locations to overcharge you: Whalers Village and Honokowai Marketplace. Voted the best pizza on Maui by somebody, apparently.

### **RUSTY HARPOON - (661-3123) - Kaanapali Beach**

Mediocre food and service in a sports bar atmosphere. Located almost on the beach in Whaler's Village.

### **BUBBA GUMP - (661-3111) - Lahaina**

If you cant get enough of the movie, then this is the place for you. Located on (and over) the water at 889 Front Street with great sunset views. And of course shrimp, shrimp and more shrimp.

### **FISH & GAME - (669-3474) - Kahana**

Brew pub with fresh meats and seafood. Warm, woody atmosphere and friendly bar. Early bird specials, located next to Outback, in the Kahana Gateway shopping center.

### **GIOVANI'S TOMATO PIE - (661-3160) - Kaanapali**

Italian restaurant at the entrance to Kaanapali. Family style atmosphere. Food not overly spectacular.

### **CJ'S DELI & DINER - (667-0968) - Kaanapali**

One of the newer entries, has the feel of good, executive-chef food at paper plate prices. Located on the main Honoapiilani Highway, in the Fairway Shops. They even have a Hana Box Lunch to go with cooler.

### **THE FISH MARKET - (665-9895) - Honokowai**

Got a kitchen in your condo? Make a stop here to pick up a wide selection of treats from the sea, they can even do all the prep and spicing for you. They provide you with your choice of several toppings or marinades for the fish, and even give you a disposable pan to bake it in. Really fresh fish! Located on the Lower Honoapiilani Road, a couple miles north of Kaanapali.

### **LAHAINA COOLERS - (661-7082) - Lahaina**

Try the fish tacos or "Evil Jungle Pasta", local hang just blocks from Front Street. Located on Dickenson Street. Breakfast, lunch and dinner.

### **KAHANA GRILL in the KAHANA SPORTS CLUB - (669-3539) - Kahana**

Healthy gym-diner offers tasty breakfast and lunch items and smoothies. Located in the Valley Isle Resort on the Lower Honoapiilani Road. Owner-chef Mark used to be a chef at Roy's.

### **THAI CHEF - (667-2814) - Lahaina - (874-5605) - Kihei**

Some of the best Thai cuisine on Maui with two locations. BYOB. Old Lahaina Shopping Center (Bank of Hawaii, Maui Myth & Magic Theater) and in the Rainbow Mall (2439 S. Kihei Road). Same menu lunch & dinner.

### **LEMONGRASS - (667-6888) - Lahaina**

Off the beaten path, but worth the look. Head inland a whole city block from the Hard Rock Cafe and ask around. Delicious Vietnamese dinners.

### **MOOSE MCGILLYCUDDY'S - (667-7758) - Lahaina**

Located in the middle of Front Street, with an upstairs balcony to watch the action from. Generous portions of pub grub by day, happening nightclub after dark.

### **PENNE PASTA CAFÉ - (661-6633) - Lahaina**

Affordable Italian restaurant in the heart of Lahaina, a couple blocks back from Front Street. Great Caesar salad creations.

### **CASTAWAY CAFÉ - (661-9091) - Kaanapali Beach**

Catch 2-for-1 Tuesday Pasta dinners with the locals. Good breakfast spot just feet from the water at the Maui Kaanapali Villas condo.

### **LEILANI'S - (661-4495) - Kaanapali Beach**

In the Whaler's Village Shopping Center, on the beach, across from it's sister restaurant, Hula Grill. Casual bar area (lunch and dinner) downstairs with live music and lively crowd at the bar. Higher priced seafood and steaks served in the main dining area (dinner only) upstairs.

### **CHINA BOAT - (669-5089) - Kahana**

Extensive Chinese menu, located on the "lower road" in Kahana (4474 Lower Honoapiilani Road).

### **HARD ROCK CAFE - (667-7400) - Lahaina**

Just like the Hard Rock you've been to in (insert city name here) \_\_\_\_\_, but located across the street (and unobstructed from) the ocean.

### **PIONEER INN - (661-3636) - Lahaina**

Historic hotel and grub shop located next to Lahaina harbor and the Banyan Tree in Lahaina. Watch the fisherman and visitors come in with the tide.

### **ALOHA MIXED PLATE - (661-3322) - Lahaina**

When on Maui, don't miss the local lunch favorite, the "plate lunch". Generous portions of pork, beef, chicken, or fish, with two scoops of rice and a scoop of macaroni salad. Million dollar location on the water with plates under \$10. Located across the street from the ocean side of the Lahaina Cannery Mall.

### **BJ's CHICAGO PIZZERIA - (661-0700) - Lahaina**

Deep dish pizza overlooking Lahaina harbor and the bustling Front street action below. Live music and good deep dish Chicago style pizzas, salads and the best Mai Tai around.

[Back To Top](#)

## **■ SOUTH MAUI RESTAURANTS (MODERATE TO EXPENSIVE):**

### **NICK'S FISHMARKET - (879-7224) - Wailea**

Top notch service in the Fairmont Kea Lani Hotel in Wailea. Amazing seafood creations, but the beef and poultry is also worth a look. Open-air ambiance and yes, very pricey.

### **HUMUHUMUNUKUNUKUAPUA'A - (875-1234) - Wailea**

Don't worry about spitting this name out, everyone knows it as "Humuhumu". Great "island-hut" ambiance, over lobster traps and ponds. Located in the Grand Wailea hotel. Get an oceanfront table for the amazing sunset.

### **FIVE PALMS - (879-2607) - Kihei**

Located in the Mana Kai condos, at the south end of Kihei. Great food and service, open for breakfast, lunch and dinner. Great sunset views from the dining room, very expensive.

### **SEAWATCH - (875-8080) - Wailea**

Located on Wailea's Golden Emerald golf course, serving Great food, beautifully presented, beautiful views.

### **ROY'S KIHEI - (891-1120) - Kihei**

Same great Roy's cuisine found at the flagship Kahana location, Pacific Rim defined! Located In the Pihani Village shopping center in Kihei.

### **TOMMY BAHAMA'S - (875-9983) - Wailea**

In the Shops at Wailea shopping center. Island Style Corporate formula serves up good food with great views (sit outside).

### **SARENTO'S ON THE BEACH - (875-7555) - Kihei**

Located at the south end of Kihei (2980 S. Kihei Rd.) before Wailea. Used to be Carelli's On The Beach (2001). Excellent food and service. Very expensive but very good.

### **SPAGO - (879-2999) - Wailea**

Wolfgang Puck is everywhere, even Maui. Located in the elegant Four Seasons, Wailea. High prices indoor or outdoor seating with amazing sunsets served up at no charge.

[Back To Top](#)

## **■ SOUTH MAUI RESTAURANTS (AFFORDABLE TO MODERATE):**

### **ALEXANDER'S - (874-0788) - Kihei**

Fish and chips with fresh Mahi Mahi, Ono or Ahi to choose from. Affordable prices, open for lunch and dinner.

### **JAWZ FISH TACOS - (874-8226) - Wailea**

Started as a taco wagon on the way to Makena, now has two locations and a monster salsa bar. Try the Habanero salsa with pineapple and carrots. Located in Akeza Marketplace next to Bank of Hawaii.

### **MAUI ONION - (879-4900) - Wailea**

Poolside cafe at the Renaissance Wailea Resort. Try the onion rings.

### **PACIFIC GRILL - (874-8000) - Wailea**

Four Seasons Hotel eatery. Affordable (for Wailea!) lunches.

### **CEVOLI'S MOTORCYCLE CAFE - (874-8377) - Kihei**

Funky biker cafe serving "American fare with Italian zest". Affordable prices and you can get your Harley shirt on the way out the door.

### **CAFE KIOWAI - (874-1111) - Wailea**

Located in the Maui Prince Hotel, on the way to Makena. Excellent casual lunch.

### **PALM COURT - (879-4900) - Wailea**

In Renaissance Wailea hotel. Catch the breakfast buffet full dinner because there is no lunch.

[Back To Top](#)

## **■ NORTH SHORE/UPCOUNTRY RESTAURANTS (AFFORDABLE TO MODERATE):**

### **MAMA'S FISH HOUSE - (579-8488) - Paia**

The best fresh fish preparations on Maui, and possibly the most expensive as well. If its in the budget, give Mama's a try, oceanfront location and "old Hawaii" surroundings make for an enjoyable evening. Mama's is located on the Hana Highway, a few miles past Paia and before Haiku. Sunset views are top notch, so make you're reservation accordingly.

### **HALIIMAILE GENERAL STORE - (572-2666) - Haliimaile**

Award-winning creative preparations of delicious seafoods and meats. Chef Bev Gannon hit a homerun with this one. Located upcountry. Take a left at the signs to Haliimaile on your way up the Haleakala highway (before Makawao). Open for both lunch and dinner on weekdays, but weekends are dinner only.

### **KULA LODGE - (878-1535) - Kula**

Cozy ski-chalet type lodge in chilly Kula. Great fresh "Kula greens" and entrees. You're best bet for a bite after catching a sunrise from atop Haleakala. Close to the entrance to the park. Amazing views. Try the Maui Onion soup.

### **CASANOVA - (572-0220) - Makawao**

In Makawao (Upcountry). Well prepared Italian-Island style dishes in pleasant upcountry atmosphere.

## **PAIA FISH MARKET - Paia**

Some of the best fish lunches I can remember have been at the Paia Fish Market. Kitchy atmosphere serves locals and visitors alike. Get the catch of the day served up in a bun for lunch. Affordable eats on the corner of Hana Highway and Baldwin Avenue.

## **IMPROMPTU CAFÉ - (579-8477) - Paia**

Try the fish tacos when in Paia. Breakfast and Lunch only.

[Back To Top](#)

## **■ CENTRAL MAUI & MAALAEA RESTAURANTS:**

### **WATERFRONT - (244-9028) - Maalaea**

In Maalaea. Underrated and off the beaten path but worth the trip. Don't miss the table-prepared Caesar salad and amazing fish preparations. Get an outside table to overlook Maalaea Bay.

### **ROMEO'S CAFÉ - (242-1667) - Wailuku**

Local style food in local style town. Located at 740 Lower Main Street in Wailuku, with low prices.

### **A SAIGON CAFÉ - (243-9560) - Wailuku**

Got a hankering for some tasty Vietnamese food? Get your spring roll down to 1792 Main Street, Wailuku for a sampling.

### **SEASCAPE - (270-7000) - Maalaea**

Located in the Maui Ocean Center (aquarium) in Maalaea. Serving generous lunches.

### **MANANA GARAGE - (873-0220) - Kahului**

This is the place to eat in Kahului. Cuban meets Pacific Rim meets California Cool in a dark alley and this is the result. Get it spicy and feel the burn. Great margaritas, live music and indoor/outdoor seating. Makes a great spot for lunch too. Practically hidden at 33 Lono Avenue (corner of Kaahumanu) in the green Kahului Office Building next to the Kahului Shopping Center, just a block from the Queen Kaahumanu Center.

### **MARCO'S GRILL & DELI - (877-4446) - Kahului**

In Kahului near airport. Art deco deli and italian eatery with somewhat forgettable features.

### **SAENG'S THAI CUISINE - (244-1567) - Wailuku**

Some really good Thai. Extensive menu, friendly staff. Located at 2119 Vineyard in Wailuku.

**QUEEN KAAHUMANU MALL - FOOD COURT** on second floor of Queen Kaahumanu Shopping Center in Kahului. A wide variety of affordable restaurants; features Japanese, Korean, Mexican, Chinese, BBQ, pizza, plate lunches & sushi.

### **SUSHI GO - (877-8744) - Kahului**

Catch the sushi as it drifts by you on a conveyor belt. Adjacent to the food court, upstairs at the Queen Kaahumanu Shopping Center in Kahului.

### **MUSHROOM RESTAURANT - (244-7117) - Wailuku**

Located in a backpacker's hostel, this is a little non-tourist restaurant, at 2080 Vineyard (near Church Street) in Wailuku. Serving up cheap and tasty local food for lunch or dinner. Worth the stop.

[Back To Top](#)

### **PIZZA PLACES: (Not Maui's strong point, however)**

BJ's Chicago Pizzeria in Lahaina

Dollies Pizza, in Kahana (four miles north of Kaanapali Beach)

Shaka Pizza, Kihei

Pizza Hut on Honoapiilani in Lahaina

Pizza Paradiso, Whalers Village and Honokowai Marketplace in Honokowai

DeanO's Maui Pizza Café, Kihei

[Back To Top](#)

### **SUNDAY BRUNCH:**

GARDENIA RESTAURANT at KAPALUA BAY HOTEL - (669-5656) - Kapalua

TROPICA RESTAURANT at WESTIN HOTEL - (667-2525) - Kaanapali

PRINCE COURT at MAUI PRINCE HOTEL - (874-1111) - Wailea

TIKI TERRACE at KAA NAPALI BEACH HOTEL - (667-0124) - Kaanapali Beach

[Back To Top](#)



## ■ DAILY BUFFET BREAKFASTS:

VA BENE RESTAURANT IN THE MARRIOTT HOTEL - (667-1200) - Kaanapali Beach

Best daily buffet breakfast-brunch on Maui.

SWAN COURT RESTAURANT IN THE HYATT REGENCY HOTEL - (661-1234) - Kaanapali Beach

SHERATON HOTEL - (661-0031) - Kaanapali Beach

RITZ CARLTON KAPALUA - (669-6200) - Kapalua

PACIFIC GRILL RESTAURANT IN THE FOUR SEASONS HOTEL - (874-8000) - Wailea

PALM COURT RESTAURANT AT THE RENAISSANCE WAILEA (formerly Stouffer) Hotel - (879-4900) - Wailea

WAILEA MARRIOTT OUTRIGGER (formerly Aston Wailea) Hotel - (879-1922) - Wailea

GRAND WAILEA - Grand Dining Room - (875-1234) - Wailea

[Back To Top](#)

**\*Portions of this part of the MauiQueen.Com Maui Guide are derived from "Jon's Maui Info" at [www.mauihawaii.org](http://www.mauihawaii.org).**

**(Copyright © 1998-2004 Jon Blum. All rights reserved.)**

# Map And Driving Directions

---

[From The Airport](#)  
[To Haleakala Crater](#)  
[To Hana](#)  
[To Iao Valley](#)  
[To Makena Beach](#)  
[To La Perouse Bay](#)  
[To Honolulu Bay](#)





## ■ FROM THE AIRPORT

### **To South Maui (Kihei/Wailea/Makena)**

This trip will take you approximately 30 to 40 minutes. Take Hwy 380 to Hwy 311. Turn left at the traffic signal. Continue on Hwy 311 to Hwy 31. Turn left at the traffic signal. Depending on what condo unit you are staying in will determine which street you would turn right onto. If you are continuing on to the Wailea area you would stay on Hwy 31 till it runs into Wailea Alanui Drive at the end of the highway. From there, if you staying at either the Aston Wailea or the Renaissance you would turn right. If you are staying at the Grand Wailea, Four Seasons, Kea Lani or Maui Prince hotels you would turn left.

### **To West Maui (Lahaina/Kaanapali/Napili)**

This trip will take you approximately 40 to 55 minutes. If you are heading for the West side of the island you take Hwy 380 until it runs into Hwy 30. Turn left at the traffic signal. It will take you approximately 20 minutes to reach Lahaina Town and depending on where you are stay will determine what street you would turn left onto. If you are continuing onto Ka'anapali you would stay on Hwy 30 for another 10 minutes and turn left into The Ka'anapali Resort.

[Back To Top](#)

## ■ TO HALEAKALA CRATER

Expect some pretty slow going on the way up. There are many switchbacks on the way up and it is a pretty steep hill you are climbing. Keep your eyes open for cattle on the road. You are going through an open range ranch on the way up to the crater. Also watch out for the geese in the road. These are Nene Geese, they are the Hawaii state bird and an endanger species of bird.

On the trip back down the mountain you will want to use the low gear on the car. It is a steep road and

you do not want to over heat the brakes on the car resulting in brake failure.

### **From South Maui**

This trip will take you approximately 2 hours. From the Kihei area you would take Hwy 31 to Hwy 311 (stay in the right lane on 31). Take Hwy 311 to Hwy 380. Turn right at the traffic signal. Take Hwy 380 a short distance to Hwy 36. Turn right at the traffic signal. Take Hwy 36 to Hwy 37. Turn right at the traffic signal. Take Hwy 37 to Hwy 377, you will see the sign for Haleakala Crater, turn left. As you continue on up Hwy 377 it turns in to Hwy 378 and dead ends in the park.

### **From West Maui**

This trip will take you approximately 3 hours. From the Lahaina area you would take Hwy 30 to Hwy 380. Turn right at the traffic signal. Take Hwy 380 to Hwy 36. Turn right at the traffic signal. Take Hwy 36 to Hwy 37. Turn right at the traffic signal. Take Hwy 37 to Hwy 377, you will see the sign for Haleakala Crater, turn left. As you continue on up Hwy 377 it turns in to Hwy 378 and dead ends in the park.

[Back To Top](#)

## **■ TO HANA**

This is a trip that you need plan on spending the whole day doing. Don't plan any events for the evening. You'll be bushed. On your way through either Kahului or Paia stop and get some food and drinks. It is a good idea to gas the car up because once you get out past Paia there is not much else. The road is narrow and quite windy with many bridges that can only accommodate one car at a time. There are numerous turnouts all along the way. Stop and take in some of the incredible vistas and waterfalls. While driving if you get much more than 3 cars lined up behind you it is common courtesy to pull over and allow them to pass.

### **From South Maui**

This trip will take you approximately 3-3.5 hours. From the Kihei area you would take Hwy 31 to Hwy 311. Turn right at the traffic signal. Take Hwy 311 to Hwy 380. Turn right at the traffic signal. Take Hwy 380 a short distance to Hwy 36. Turn right at the traffic signal.

### **From West Maui**

This trip will take you approximately 4-4.5 hours. From the Lahaina area you would take Hwy 30 to Hwy 380. Turn right at the traffic signal. Take Hwy 380 to Hwy 36. Turn right at the traffic signal.

[Back To Top](#)

## **■ TO IAO VALLEY**

One of Hawaii's most popular state parks, the trails here are paved or are made with cement so the hike is an easy one. There are some incredible volcanic rock formations, the most famous being the Iao Needle. There are also many rare and native plants through out the park. The stream is a wonderful place to take a dip and cool off but be careful.

### **From South Maui**

This trip will take you approximately 40 minutes. From the Kihei area you would take Hwy 31 to Hwy 30. Turn right at the intersection. Take Hwy 39 to Ka'ahumanu Ave. Turn left at the traffic signal. Continue on up till the road dead ends in the park.

### **From West Maui**

This trip will take you approximately 1 hour. From the Lahaina area you would take Hwy 30 to Ka'ahumanu Ave. Turn left at the traffic signal. Continue on up till the road dead ends in the park.

[Back To Top](#)

## ■ TO MAKENA BEACH

In my opinion, this is one of the prettiest beaches in the State of Hawaii. The wave at this beach can be a bit dangerous when there is some big surf. If you are in doubt about the waves do not go out in them! Trust your instincts. Makena beach does not have lifeguards.

Just over the rise on the far right hand side of the beach is the "Little Beach". Be warned, they call it Little Beach because the people were little or nothing at all. This is Maui's "unofficial" nude beach. Not recommended for young children unless they're used to this sort of thing! You'll need to hike over the rocks at the end of Big Beach to reach it.

### **From South Maui**

This trip will take you approximately 15-20 minutes. From the Kihei area you would turn right on to Hwy 31. Take Hwy 31 till it runs into Wailea Alanui Dr. Turn left at the intersection. Continue on past the Maui Prince Hotel and you will see the State Park sign. Turn right into the parking lot.

### **From West Maui**

This trip will take you approximately 1 hour. From the Lahaina area you would take Hwy 30 to Hwy 31. Turn right at the intersection. Take Hwy 31 till it runs into Wailea Alanu Dr. Turn left at the intersection. Continue on past the Maui Prince Hotel and you will see the State Park sign. Turn right into the parking lot.

[Back To Top](#)

## ■ TO LA PEROUSE BAY

This is a great hike with a lot of great snorkeling sites. Wear a pair of tennis shoes. The lava rocks will cut you flip flops to pieces. This is a marine preserve area so please do not take any thing out unless you or some else brought it in.

### **From South Maui**

This trip will take you approximately 30-40 minutes. From the Kihei area you would turn right on to Hwy 31. Take Hwy 31 till it runs into Wailea Alanui Dr. Turn left at the intersection. Continue on till the road turns in to gravel and you will see the parking lot on the right hand side. Hike along the trail till you find a spot you like.

### **From West Maui**

This trip will take you approximately 1.5 hours. From the Lahaina area you would take Hwy 30 to Hwy 31. Turn right at the intersection. Take Hwy 31 till it runs into Wailea Alanu Dr. Turn left at the intersection. Continue on till the road turns it gravel and you will see the parking lot on the right hand side Hike along the trail till you find a spot you like.

[Back To Top](#)

## ■ TO HONOLUA BAY

The bays shore life is mostly round rock with little patches of sand. This is a marine preserve area so please do not take any thing out unless you or some else brought it in.

### **From South Maui**

This trip will take you approximately 1 hour. From the Kihei area you would take Hwy 31 to Hwy 30. Turn left at the Intersection. After you pass the Kapalua Resort the road narrows and becomes windy. Continue on for approximately 10 minutes. There are on signs for the bay but you will see the cars parked on the side of the road.


#### **From West Maui**

This trip will take you approximately 30 minutes. From the Lahaina area you would turn left on Hwy 30. After you pass the Kampala Resort the road narrows and becomes windy. Continue on for approximately 10 minutes. There are on signs for the bay but you will see the cars parked on the side of the road.

[Back To Top](#)

# Maui Mini Snorkeling Guide

---



## Maui Snorkeling Basics

[Gear Up!](#)

[Danger In The Deep](#)

## Maui Snorkeling Picks

[West Maui](#)

[South Maui](#)

[Molokini Crater](#)

---

## ■ Maui Snorkeling Basics:

### GEAR UP!

No worries. You will not have a problem finding quality snorkel gear (mask, snorkel and fins) to rent or buy on Maui.

Locals warn against trying to save a few bucks...it's not worth it. You don't want to go to Kmart or Wal-Mart for your gear, unless you want to be frustrated with the performance. The last thing you need is your mask filling with water, or pinching your face while you are trying to experience the serenity and beauty of Maui sea life...it kind of throws a wrench in the whole thing, you know?



Get yourself down to a dive shop. I recommend The Maui Dive Shop (phone: 808-879-3388) or Captain Nemo's (phone: 808-891-0500). They both have a few locations around the island for your convenience. The crew members at these shops are not only knowledgeable, but friendly and helpful. They will help to custom fit you with gear that you should have no problems with during your stay.

[Back To Top](#)

## **DANGER IN THE DEEP!**

Okay, so you don't want to think about the spooky stuff, or that there can be any harm done in a little snorkeling. We understand...but hear us out.

There are many snorkel hot spots that are a little "secluded", and while these are fantastic and magical areas, please realize that seclusion is not always a good thing. Always take a buddy with you, make sure your cell phone has reception in the area, and don't leave your common sense on the plane.

Nicole at the Maui Dive Shop recommends that if people are going to be doing snorkeling on their own (unguided) that they only snorkel at Maui beaches that have a lifeguard on duty. She wants to remind people that while dive shop crews are knowledgeable, they usually don't know the specifics for all of the beaches on a given day—conditions change and the crew has been in the SHOP all day. A lifeguard on the other hand knows the condition of his or her beach and can give you the lowdown.



As a side note: Fish, like women, are attracted to shiny things...to reduce your odds of getting assaulted in the water by little nibblers or...uh...BIG biters, take your jewelry off before entering the water.

“R-E-S-P-E-C-T...find out what it means to me”

You're going to hear a lot about “respecting the aina (land)” during your stay. This respect should be carried over to the ocean. If you're going to remove things from the water, it's best to return them. Be gentle with the sea life and remember that we are guests in their “home”, not the other way around. Have fun out there and happy snorkeling!

[Back To Top](#)

## **Maui Snorkeling Picks:**

### **WEST MAUI**

Black Rock (The Sheraton): Black Rock is a fun beach in general. Good swimming, great lounging, fantastic snorkeling. There is a huge lava outcropping that is loaded with coral. It's also a fun place to do a little “cliff” jumping (off of the lava outcropping).

If you are on Hwy 30 in Kaanapali, turn toward the ocean onto Kaanapali Parkway. There is free beach access parking, but it's usually full. I think it's easiest to just park at the Whalers Village shopping center. It is paid parking, but you can always go into the mall and buy a bottle of water and get your ticket validated.





Kahekili Beach Park (Airport Beach): The nice thing about Airport beach is that there are a lot of facilities—parking, showers, change rooms, restrooms, picnic areas, BBQ's. The water is generally very calm and there is a lot of reef where you can see some great coral... where there is coral, there is fish...so you're good to go.

To get there from Hwy 30, turn onto Puukoili Rd. It is just north of mile marker 25

Kapalua Bay: The experts say that the best snorkeling at Kapalua Bay is on the North side of the beach (that would be to your right if you're facing the ocean). It's also a nice beach to hang out at. The currents outside of the bay can get very strong and dangerous so it is highly recommended that you keep your snorkeling inside the bay.

On Hwy 30 you'll see the Napili Plaza. Turn toward the ocean on Napilihau St. Then turn right at Lower Honoapililani Rd. Drive about a mile to the Napili Kai Beach Club. Turn toward the ocean when you see the shoreline access sign.

Honolua Bay: Okay, so it's more of a surf spot...but when the water is calm, and the surfers are bummed, it's an absolutely fabulous place to snorkel. There are real nice coral formations and your chances of spotting turtles (honu) are excellent. It may not be the best snorkel spot if it has been rainy for the past few days—run-off really ruins the visibility here.

From Hwy 30, heading north of Napili, go about a half mile past mile marker 32.

[Back To Top](#)

## **SOUTH MAUI**

Kamaole Beach Parks I, II & III: These beach parks are great places to spend the day—lots of grass to picnic on, facilities galore and great weather just about 365 days of the year. Snorkeling can be fun, although sometimes the waves and undertow at these beaches can be big and strong. Nicole at the Maui Dive Shop says that they often recommend these beaches to snorkelers because there is a lifeguard on duty for ocean info and safety.

If you're heading south down South Kihei Rd, the beach parks will be directly to your right. You can't miss them. If you've hit the Kihei Boat Ramp, you've gone too far.

La Perouse: This is Maui snorkeling at its finest. On a non-windy day you will be sure to see lots of fish and turtles. Want to swim with the dolphins? If you head out early enough, there is a pod of dolphins that cruise the area almost every morning. It's a magical place with a sacred feel to it. Just make sure you take a friend with you as there are no lifeguards. Also, make sure your cell phone works in the surrounding area so that you can call for help in case of an emergency. This place is a little off the beaten path.



South of Wailea, past Makena, past the Ahihi marine reserve. You know your there because you'll hit the end of the road...literally...and don't even think about off-roading in that rental car.

[Back To Top](#)

## MOLOKINI CRATER

I never quite understood what the big deal about Molokini crater was until I actually went out there. It was then that I realized that it wasn't over-rated (like I had assumed) but is truly awesome.

Molokini is a crescent shaped crater that looks like a little island. If you've been in South Maui or Upcountry you've seen it... Anyway, you won't get out there unless you go through one of the many tour companies. For info on various tours log onto [www.ParadiseMaui.com](http://www.ParadiseMaui.com).

Lots of fish, spectacular views, the feeling of being in the middle of the Pacific Ocean. It's fun, and a must for your stay on Maui.

The only drawback is that there tends to be as many people out as there are fish. On one hand, it's like a big party...on the other, if crowds bother you look for a company that tries to beat the crowds first thing in the morning.





Questions? Comments? Want more information? Contact us!

[Back To Top](#)

# Golf Guide

---



[Introduction](#)

[Feelin' Hot, Hot, Hot...](#)

[She Made Me Leave My Clubs At Home](#)

[So Many Courses, So Little Time](#)

[The Early Bird Gets The Worm](#)

[Golfers Are Snooty](#)

---

## ■ INTRODUCTION:

Maui has some of the most beautiful golf courses in the world. Influential publications have been raving about our expertly designed and meticulously maintained courses for years. Sweeping ocean views (every one playing on Maui should have a higher handicap due to this distraction, don't you agree?), trade winds that can definitely affect the way a golf ball glides through the air, and gorgeous flora and fauna (don't forget to bring mosquito repellent and stop to smell the roses...., excuse me, plumeria) are all part of a very unique golfing experience.

For one of the only golfing discounts around check out the [IQ card](#).

Here's some basic info to help you along the way.

[Back To Top](#)



## ■ FEELIN' HOT, HOT, HOT...:

Well, a stray golf ball probably won't hit you in the noggin' but you can bet that the hot, damaging, and intense rays of the Maui sun will.

Even on a cool day, wear sunscreen with a high SPF and a comfortable hat or visor... Write yourself a note because it's easy to forget if you have an early-bird tee time. And don't forget your sunglasses...you'll be miserable without them. It all may sound simple, but a bad sunburn and scorched eyes can leave you miserable for the rest of your trip!

[Back To Top](#)

## ■ SHE MADE ME LEAVE MY CLUBS AT HOME:

If you didn't bring your clubs along, don't worry and don't hold it against your leading lady (or man). Most courses provide good clubs and shoes for rent. If the course you're playing at doesn't have the type of club that you are most comfortable with, call around. Some shops will even deliver a set of rentals to you!


Here are some places to check out:

Golf Club Rentals 808-665-0800 or [www.mauiclubrentals.com](http://www.mauiclubrentals.com)

Nevada Bob's Hawaii Golf Superstore 808-891-0886

Maui Golf Shop 808-875-4653 or [www.golf-maui.com](http://www.golf-maui.com)

[Back To Top](#)



## ■ SO MANY COURSES, SO LITTLE TIME:

We have tons of courses, and not a single one of them are bad. Here's some of the most popular...

**The Dunes at Maui Lani**—This course is located in Central Maui so it's a good place to hit as soon as your plane lands. It's also good if you're traveling with your family as there are many sights and activities close by for them to enjoy while you're on the course.

Visitor Rates are reasonable priced at around \$98. Call the course for specials.

6,413 Yards, Par 72

Contact Info: 808-873-0422 or on the web [www.dunesatmauilani.com](http://www.dunesatmauilani.com)

**Sandalwood**—This course is also centrally located. The course was designed by Robin Nelson and Rodney Wright. They boast that the unique local terrain and Hawaiian trade winds provide a unique golf experience,

Visitor Rates are reasonably priced at around \$80. Call the course for specials.

6,537 Yards, Par 72

Contact Info: 808-242-GOLF or on the web [www.sandalwoodgolf.com](http://www.sandalwoodgolf.com)

**Kapalua, The Bay**—All three of the Kapalua Courses are award winning. Arnold Palmer and Francis Duane designed The Bay. It is covered with rolling fairways and generous greens.

Visitor Rates run around \$190. Call the course for specials.

6,600 Yards, Par 72

Contact Info: 808-669-5656 or on the web [www.kapaluamaui.com](http://www.kapaluamaui.com)

**Kapalua, The Village**—This course was designed by Arnold Palmer and is surrounded by beautiful Cook and Norfolk Pine. There are a lot of twists and turns to hold your interest and challenge you along the way.

Visitor Rates run around \$180. Call the course for specials.

Contact Info: 808-669-5656 or on the web [www.kapaluamaui.com](http://www.kapaluamaui.com)

6,317 Yards, Par 70



**Kapalua, The Plantation**—Rated one of the best resort and island golf courses in the world and is home of the Mercedes Championship. Bill Coore and Ben Crenshaw designed the course.

Visitor Rates run about \$225. Call the course for specials.

Contact Info: 808-669-5656 or on the web [www.kapaluamaui.com](http://www.kapaluamaui.com)

7,263 Yards, Par 73

**Kaanapali, Tournament North Course**—Robert Trent Jones Sr. designed the course with gently sloping fairways and large contoured greens.

Visitor Rates run about \$160. Call the course for specials.

Contact Info: 808-661-3691 or on the web [www.kaanapali-golf.com](http://www.kaanapali-golf.com)

6,700 Yards, Par 71

**Kaanapali, Resort South Course**—this course was redesigned by Arthur Jack Snyder. It has subtle, undulating greens that accommodate all levels of play.

Visitor Rates run about \$130. Call the course for specials.

Contact Info: 808-661-3691 or on the web [www.kaanapali-golf.com](http://www.kaanapali-golf.com)

6,600 Yards, Par 71

**Wailea, The Gold Course**—this is the home course of the Wendy's Championship Skins Game. It is also the most challenging of the Wailea Golf Trio. It was designed by Robert Trent Jones Jr.

Visitor Rates run about \$185. Call the course for specials.

Contact Info: 808-875-7450 or on the web [www.waileagolf.com](http://www.waileagolf.com)

7,078 Yards, Par 72

**Wailea, The Emerald Course**—This course was rated as “one of the most ‘women friendly’ courses by Golf for Women.

Visitor Rates run about \$185. Call the course for specials.

Contact Info: 808-875-7450 or on the web [www.waileagolf.com](http://www.waileagolf.com)

6,825 Yards, Par 72

**Wailea, The Blue Course**—many professionals have probably replayed many-a-hole of this challenging course in their dreams. This course may be tough, but its wider fairways and large greens make it enjoyable.

Visitor Rates run about \$175. call the course for specials.

Contact Info: 808-875-7450 or on the web [www.waileagolf.com](http://www.waileagolf.com)

6,765 Yards, Par 72

[Back To Top](#)

## ■ THE EARLY BIRDS GETS THE WORM:

Okay, so the early bird may get the worm, but when it comes to golf, the late sleeper usually gets a hefty discount. Call the course you're interested in and ask about “The Twilight Rate”. You'll usually be pleasantly surprised. Most courses offer up to fifty-percent off after 2 p.m. !

[Back To Top](#)

## ■ GOLFERS ARE SNOOTY:

Made you look! Just kidding, golfers aren't all snooty...but these prestigious and high-class courses usually have a dress code and course rules. Please abide by them. You want to be able to enjoy the course to its fullest...no "Happy Gilmore" action, folks...

Also, as a disclaimer, the prices for golfing at these courses are subject to change at anytime, for any reason. This is a just a guideline as to what the average prices are currently at!

Have fun, and happy golfing!

[Back To Top](#)







## **Linda Ching Photography**

Linda Ching's award winning Hawaiian Stock Photography.

**Learn more about [hawaiian photography](#)**

## **Paradise Maui Activities**

Maui Activities at discount prices from your maui activities source Paradise Maui. We have all the great fun Maui has to offer.

**Learn more about [maui activities](#)**

## **Lahaina Stables**

Lahaina Stables is the only company offering trailrides to Kauaula Valley and Launiupoko Valley. Here you will find incredible views of West Maui you will not see any other way but on horseback.

**Learn more about [maui horseback riding](#)**

## **Weddings In Paradise**

...say the word

**Learn more about [maui weddings](#)**

## **Maui411.Com Maui Information Center**

Maui Information center has oceanfront rentals, real estate information with photos and current listings, arrival greetings at all Hawaiiina Airports, hawaiian photo albums.

**Learn more about [maui condos,maui real estate, maui vacation rentals,hawaiian airport greetings,oceanfront rentals](#)**

## **Paradise Maui Vacations**

We represent Maui's TOP Vacations Rentals. PLEASE give us the opportunity to make your stay on Maui a memorable one.

**Learn more about [maui vacations](#)**

## **Maui Weddings**

...say the word

## **Learn more about [maui weddings](#)**

### **BluBlocker Sunglasses**

BluBlocker® High Resolution sunglasses block all the Sun's dangerous UV and blue spectrum light rays!

**Learn more about [blublocker sunglasses](#)**

### **Maui Vacation Rentals by Chameleon**

Privately owned vacation rentals in a wide price range that we personally hand-pick to offer you an authentic, quality, Hawaiian vacation.

**Learn more about [maui vacation rentals](#)**

### **A Simply Elegant Wedding**

For simple elegance and scrupulous attention to YOUR wishes. We deliver a quality event that respects your budget. Look to us for the greatest value. (Value=quality+price)

**Learn more about [Maui Weddings](#)**